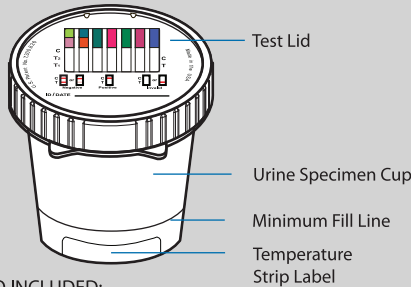


# Procedure Card for Drugs of Abuse Cup

## (Cups available with adulteration)

For detailed instructions please read the package insert. Store at 2-30°C (36-86°F) in the original sealed pouch. Do not freeze.

### CUP COMPONENTS

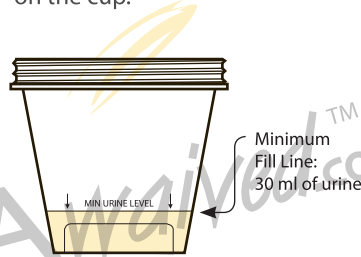


**ALSO INCLUDED:**

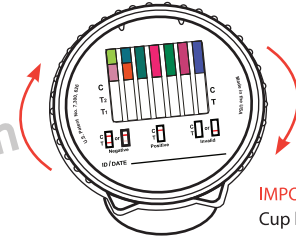
- Package insert
- Security seal (if applicable)
- Adulteration color chart (if applicable)

### COLLECTION & TESTING PROCEDURE

**1** Collect the specimen. Sample must meet minimum urine level as indicated on the cup.

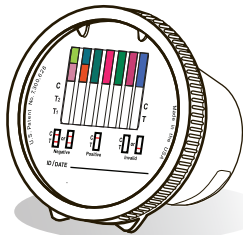


**2** Secure test device cap to the specimen cup. **NOTE:** Screw the cap tightly to ensure adequate seal.

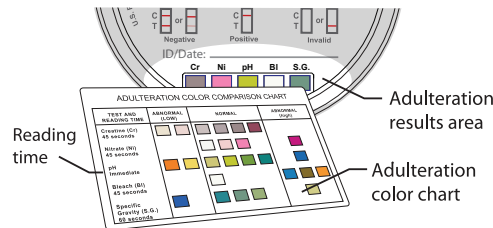


**IMPORTANT:** Cup lid must be secured tightly by twisting lid a quarter turn **AFTER** lid is snug

**3** Turn cup on its side to activate testing. Place on a flat surface.



**4** When applicable, read adulteration results by visually comparing color of reagent pads to corresponding blocks on the Color Chart at the time indicated.



**5** Read results at 5 minutes. Do not interpret result after 10 minutes.

