



BD Affirm™ VPIII Microbial Identification System

The Only Diagnostic Test
that Differentiates and Identifies
3 Vaginitis Pathogens
from a Single Sample,
with DNA Certainty.



Helping all people
live healthy lives

Translating the power and the precision of DNA probe technology into better patient care.

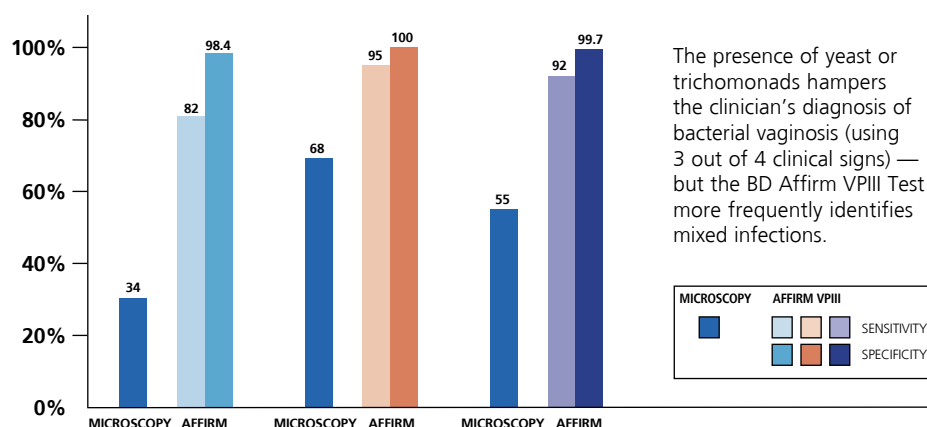


From the complex mixture of cellular material found in a vaginal sample, only DNA probe technology has the power to selectively target organisms by their genetic “fingerprints.”

Processing a single sample, the BD Affirm™ VPIII Test uses complementary sequences of DNA that bind or hybridize only with the nucleic acid of targeted organisms. This hybridization reaction is both highly sensitive and specific, and results in the simultaneous detection and identification of multiple pathogens through clearly visible color reactions.

By helping the clinician more precisely match treatment with the disease, the BD Affirm VPIII Test offers an important aid to better laboratory practice and better patient care.

BD Affirm™ VPIII Test vs. Wet Mount Microscopy Performance



- Candida** Comparison to clinically significant culture.
- Gardnerella** Comparison to Gram stain scored for BV in patients with BV.
- Trichomonas** Comparison to Diamond's culture and wet mount.
- Microscopy** Represents an overall average sensitivity.

BD Affirm™ VPIII

The DNA Probe Test that quickly identifies *Candida*, *Gardnerella* and *Trichomonas*.

The BD Affirm™ VPIII Microbial Identification Test is the first diagnostic test that can objectively differentiate the three major causes of vaginitis/bacterial vaginosis (BV) from a single sample, with total time-to-results under 1 hour!

Its clearly visible color reaction eliminates the subjectivity inherent in direct microscopic methods. Plus, the straightforward procedure requires no advanced training to perform.

Best of all, the BD Affirm VPIII Test delivers accurate organism identification even from mixed infections, “difficult” specimens or hard-to-diagnose patients.

Straightforward Procedure:



Sample Preparation

Lysis action releases microbial nucleic acid in 10 minutes; requires less than 2 minutes hands-on time.



Walkaway Automation

DNA probe hybridization and color development occurs in just under 33 minutes.



Easy-to-Read Results

POSITIVE result is a visible blue-colored bead. Built-in procedural controls for each sample ensure quality.

• Objective Differential Results for Three Vaginitis Pathogens

- Rapid, easy-to-read results.
- Objective differential detection and identification.
- Positive and negative procedural controls in every test.

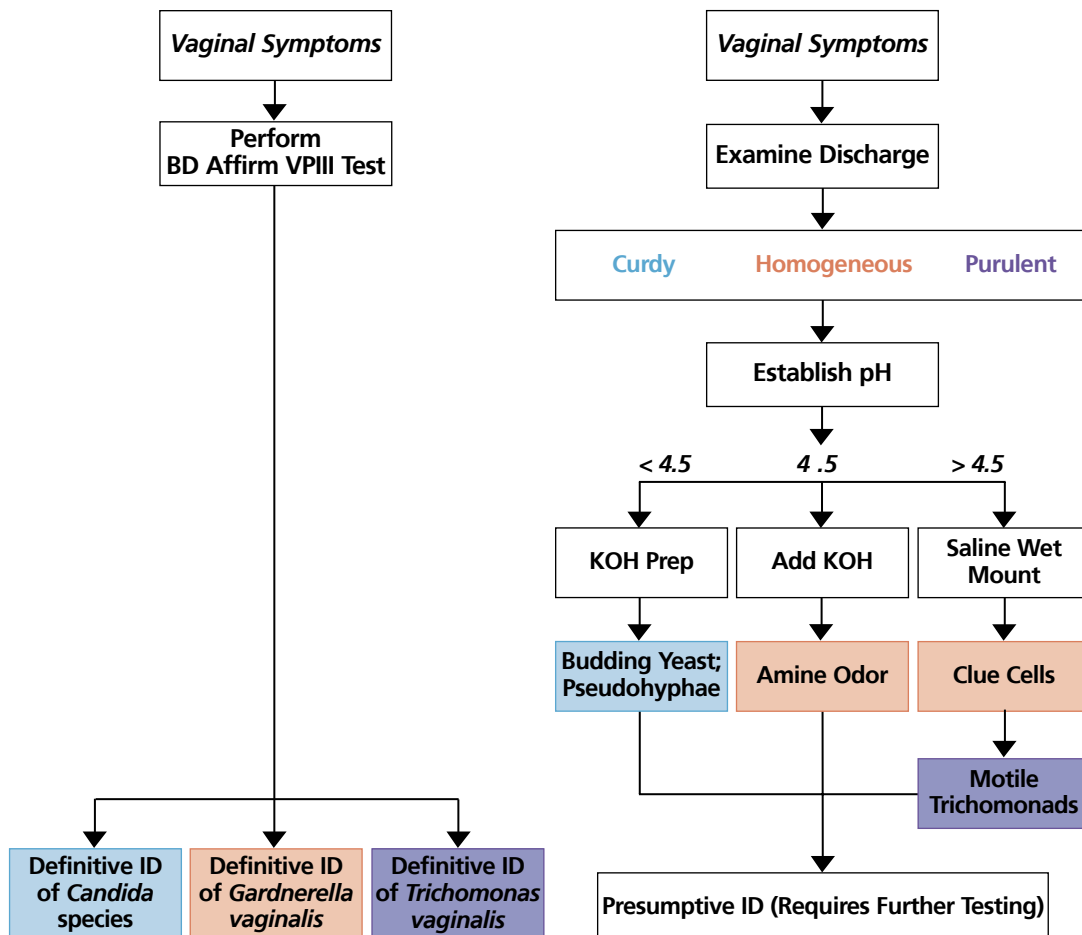
• Simple, Convenient Procedure

- Easily reproducible by all laboratory technologists.
- Requires no advanced training.
- Less than 5 minutes total hands-on time plus walkaway convenience.

• More Sensitive and Specific Than Traditional Methods

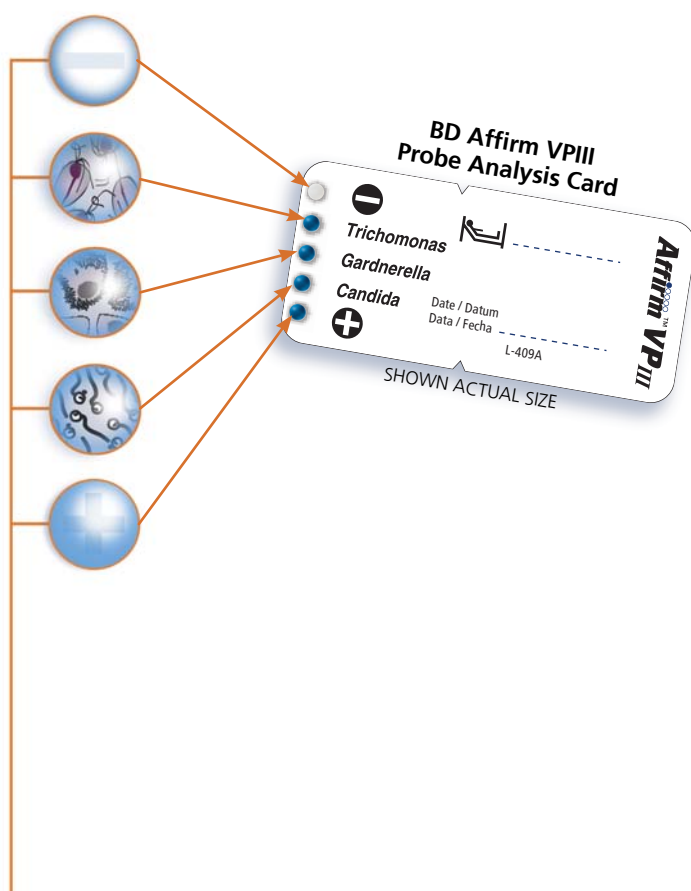
- Up to 30% more sensitive than microscopy.
- Reports only clinically significant levels of organisms.
- Equivalent to clinically significant culture for *Candida*, Scored Gram Stain for *Gardnerella* and Diamond's culture for *Trichomonas*.

BD Affirm™ VPll Test vs. Wet Mount Microscopy Methodology



The only direct specimen DNA Probe Test for *Candida* species, *Gardnerella vaginalis* and *Trichomonas vaginalis*.

- **Methodology:** Automated DNA probe sandwich assay.
- **Result:** Visible color reaction.
- **Procedure:** Straightforward; requires no advanced training.
- **Hands-on Time:** Less than 5 minutes.
- **Time to Result:** Less than 1 hour.
- **Sample:** Vaginal fluid swab.
- **Sample Collection and Transport:**
 - For up to 72-hour stability at ambient temperature use:**
BD Affirm™ VPIII Ambient Temperature Transport System
 - For transport times < 4 hours:**
BD Affirm™ VPIII sample collection sets —
4 hours refrigerated; 1 hour at room temperature



BD Molecular Platforms

BD Affirm™ VPIII

Microbial Identification System

The only direct specimen DNA Probe Test for *Candida* species, *Gardnerella vaginalis* and *Trichomonas vaginalis*.



Catalog #	Description	Quantity	Unit
250100	BD MicroProbe™ Processor (120v)	1	EA
446252	Affirm™ VPIII Microbial Identification Tests, 24 Tests	1	EA
446250	Affirm™ VPIII Microbial Identification Sample Collection Sets, 24 Tests	1	SP
446255	Affirm™ VPIII Ambient Temperature Transport System (ATTS), 100 Tests	1	SP

BD ProbeTec™ ET System

The first real-time DNA amplification and detection system for the clinical laboratory

Available since 1999, the BD ProbeTec™ ET System is the first real-time DNA amplification assay for the detection of *Chlamydia trachomatis* (CT) and *Neisseria gonorrhoeae* (GC). Based on proprietary BD technology, Strand Displacement Amplification (SDA) and real-time homogeneous detection, the system's design combines short time-to-results, minimal labor, high throughput and ease-of-use to make the BD ProbeTec ET System the choice for laboratories throughout the world.



Catalog #	Description	Quantity	Unit
440478	BD ProbeTec™ ET Instrument	1	EA
440704	BD ProbeTec™ ET CT Reagent Pack, 384 Tests	1	EA
440474	BD ProbeTec™ ET CT/AC Reagent Pack, 384 Tests	1	EA
440705	BD ProbeTec™ ET CT/GC Reagent Pack, 384 Tests	1	EA
440450	BD ProbeTec™ ET CT/GC/AC Reagent Pack, 384 Tests	1	EA



BD Diagnostics

7 Loveton Circle
Sparks, MD 21152-0999
800.638.8663
www.bd.com/ds

For more information, contact your local BD Representative or call BD Diagnostics at 800.675.0908 today.

BD, BD Logo and all other trademarks are property of Becton, Dickinson and Company. ©2006. BD 5-2301 December 2006 Printed in USA