

INSTANT DRUG TEST CUP (IDTC) PLUS TRAINING



Product Performance & Interpretation


INSTANT DRUG TEST CUP PLUS TRAINING

CLIAwaived, Inc IDTC Plus Cup

- Instant on-site drug screening test device for the detection of drugs in urine samples.
- Collect anywhere, anytime.
- Results within minutes.

The CLIAwaived Inc. IDTC Plus Cup can test for the following drugs:


- **AMP:** Amphetamines
- **BAR:** Barbiturates
- **BZO:** Benzodiazepines
- **BUP:** Buprenorphine
- **COC:** Cocaine
- **EDDP:** Metabolite of Methadone
- **FEN/NORFEN:** Fentanyl/Nor Fentanyl
- **MDMA:** Methylenedioxymethamphetamine (Ecstasy)



Additionally, the IDTC Plus tests can screen for adulteration or verify specimen validity:

- **CRE:** Creatinine
- **OX:** Oxidants/PCC
- **PH:** Power of Hydrogen
- **N: Nitrite**
- **G:** Glutaraldehyde
- **S:** Specific Gravity

The Process: Performing the Drug Test

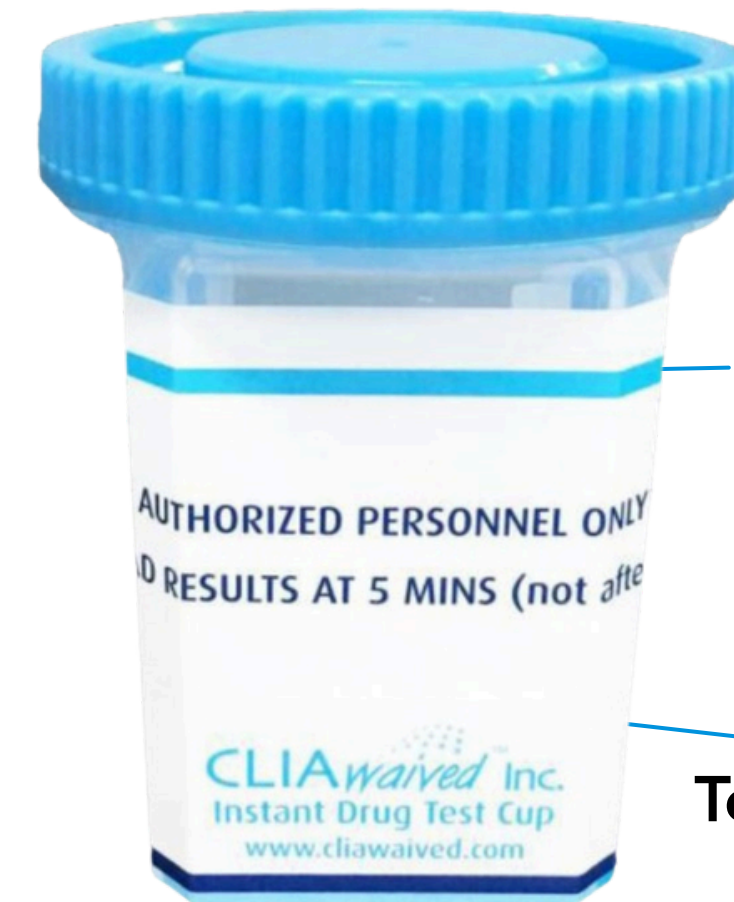


Have Donor Select Test Kit

- Allow donor to select sealed CLIAwaived, Inc. IDTC Plus from test kit box.
- Donor should hand sealed test kit to collector to record lot number and test expiration date.
- Ensure expiration date (EXP) is within range.

Return Collection Device to Donor

- Instruct donor on proper specimen collection.
- Have donor open foil pouch and remove kit.
- Have donor provide urine sample in specimen cup





Urine Specimen Cup

Temperature Strip Label
(On Back of Cup)

Also Included:

- Package Insert
- Security Seal (If Applicable)
- Adulterant Color Chart (If Applicable)






The Process: Performing the Drug Test (Cont'd)


Temperature Verification

- A temperature strip is present on the back of the collection cup serves as an initial specimen validity check.
- The temperature should be checked within **4 minutes** of the donor providing the specimen
- A freshly voided specimen will be in the range of **90° - 100° F.**



Read Green Color





The Process: Performing the Drug Test (Cont'd)

- Have collector screw the CLIAwaived, Inc. IDTC Plus lid onto the collection cup. To properly seal the lid, first place the lid on the cup and gently turn until lid stopper catches built-in cup stopper. Then, firmly turn the lid clockwise until the lid locks into place.
- Pull label from right to left to remove and expose test results. Read results of drugs of abuse tests in 5 minutes. **DO NOT** interpret the test results after 30 minutes.



To read test results,
remove label by pulling
from right to left



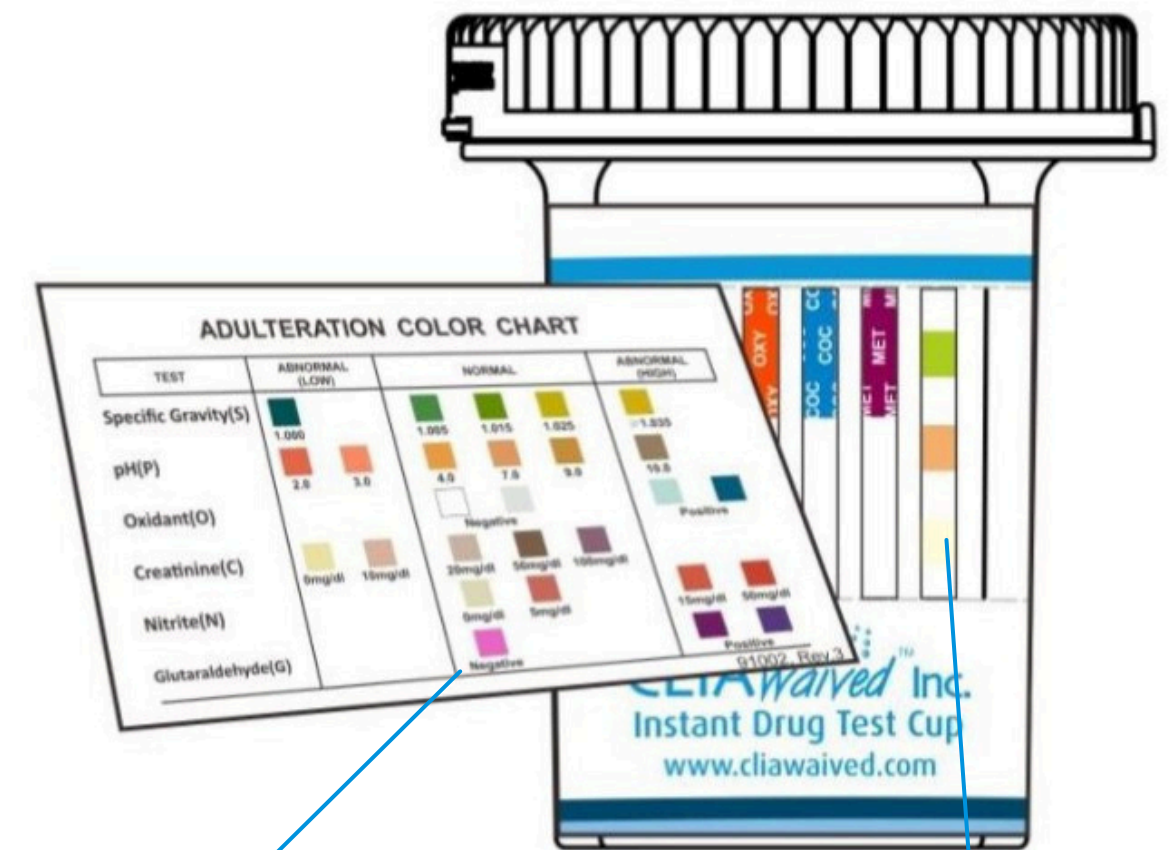
Adulteration/Specimen Validity Test Interpretation

- Collector should interpret validity strip form front of the CLIAwaived, Inc. IDTC Plus Test.
- Read validity/adulteration strips between 3-5 minutes.

Interpretation of the SVT:

- Compare the development of the results on the CLIAwaived, Inc. IDTC test with the **specimen validity color chart**.
- If **any** of the results are in the **abnormal range**, the specimen should be recollected with a new cup or sent to the laboratory for **additional testing**.


When applicable, read SVT/adulteration results by visually comparing color of reagent pads to corresponding blocks on the Color Chart at the time indicated.



SVT/Adulteration Color Chart

SVT/Adulteration Results Area

Refer to color chart included in test box.



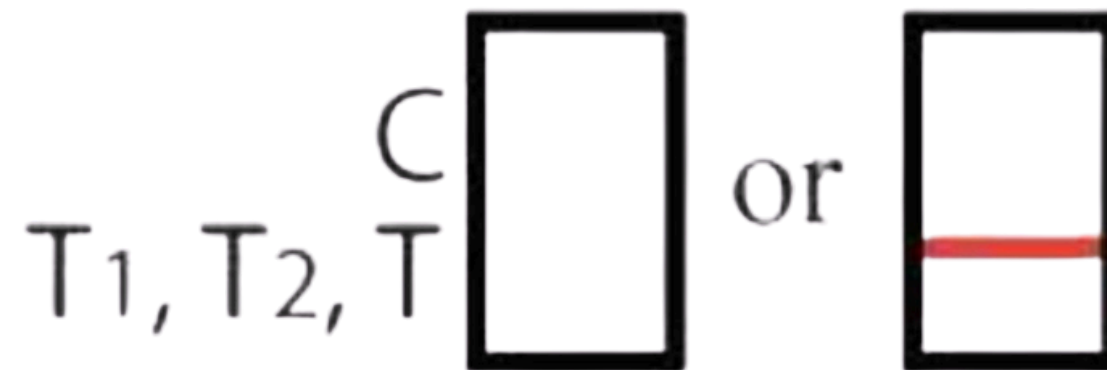
CLIAwaived, Inc. IDTC Plus Test Results: Interpretation

- Interpret the drug results at **five (5) minutes**.
- Drug test results are stable for **thirty (30) minutes**.
- Each drug test strip in the device includes an internal procedural control © to verify sufficient specimen volume, adequate membrane wicking and correct procedural technique.
- **Control lines** should form next to the "C" or control area on all strips.
- **Drug test interpretation:**
 - The **presence of a line** or any indication of a colored line indicates a **Negative** result.
 - The **absence of a line** indicates an abnormal or **Presumptive Positive** result.



CLIAwaived, Inc. IDTC Plus Test Results: Invalid

- Each test strip within the device includes an internal procedural control (C) that ensures proper device function.
- Control lines should form on all drug test strips, to verify sufficient specimen volume, adequate membrane wicking, and correct procedural technique.
- The **absence** of a control line in one or multiple test strips indicates that the test is **Invalid** (even if one or more drug lines are absent).
- **DO NOT** record test results. This test must be administered again.



INVALID

No line next to C = Invalid Result

CLIAwaived, Inc. IDTC Plus Test Results: **Negative**


- The appearance of a line next to each and every **T (Test Line)** corresponding to a specific drug and **ALL** control areas.
- Record **Negative** test results and discard test device.
- **Any indication of a colored line** regardless of color intensity would be correctly interpreted as a **Negative** test results.

Note: We don't recommend giving drug screen results to the donor



All Lines Present =
Negative Test Result

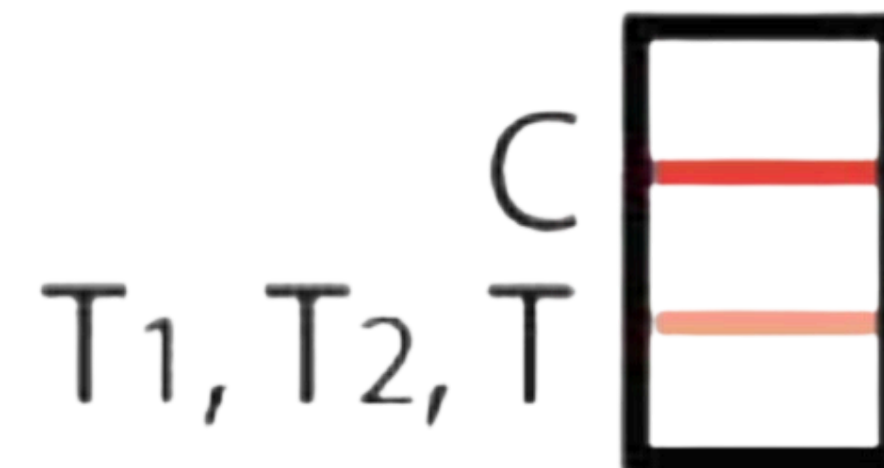
NEGATIVE



CLIAwaived, Inc. IDTC Plus Test Results: **Negative**


- The appearance of a line next to each and every T (Test Line) corresponding to a specific drug and **ALL** control areas.
- This shows an example of a **light line**. This should still be interpreted as a **Negative**.
- Record **Negative** test results and discard test device.
- **Any indication of a colored line** regardless of color intensity should be correctly interpreted as a **Negative** test result.

Note: We don't recommend giving drug screen results to the donor



NEGATIVE

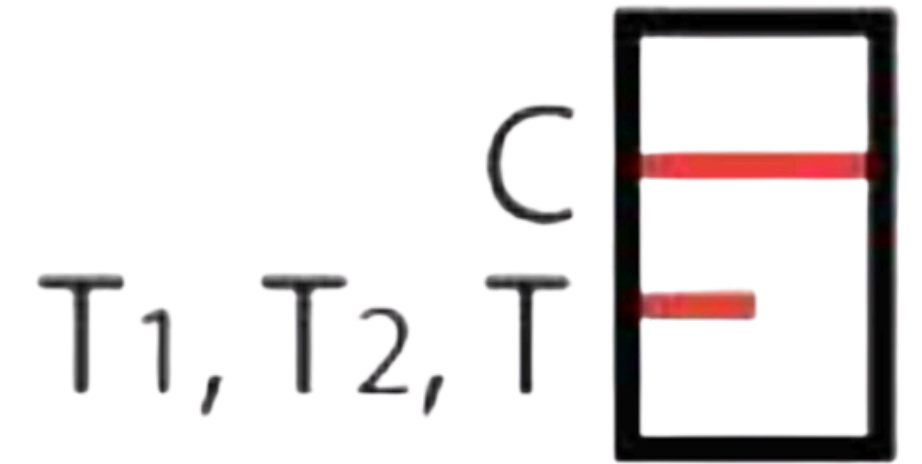
All Lines Present =
Negative Test Result



CLIAwaived, Inc. IDTC Plus Test Results: **Negative**


- The appearance of a line next to each and every T (**Test Line**) corresponding to a specific drug and **ALL** control areas.
- This shows an example of a **broken line**. This should still be interpreted as a **Negative**.
- Record **Negative** test results and discard test device.
- **Any indication of a colored line** regardless of color intensity should be correctly interpreted as a **Negative** test result.

Note: We don't recommend giving drug screen results to the donor



NEGATIVE

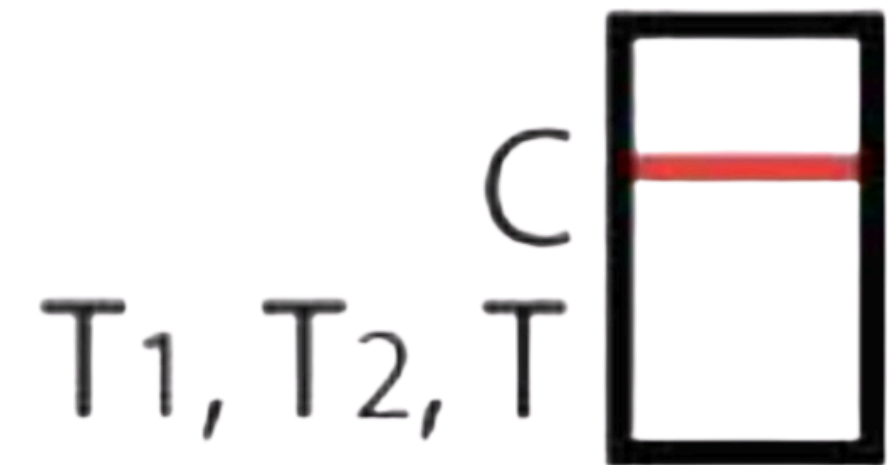
All Lines Present =
Negative Test Result



CLIAwaived, Inc. IDTC Plus Test Results: **Presumptive Positive**



- The **absence** of a line next to one or more **T (Test Lines)** corresponding to a specific drug and the presence of a line in **ALL** control areas.
- Record **Presumptive Positive** test results.
 - **Note: We suggest all Presumptive Positive test results be confirmed by an alternative method.**
- Example shows **Presumptive Positive** test result.

Note: We don't recommend giving drug screen results to the donor



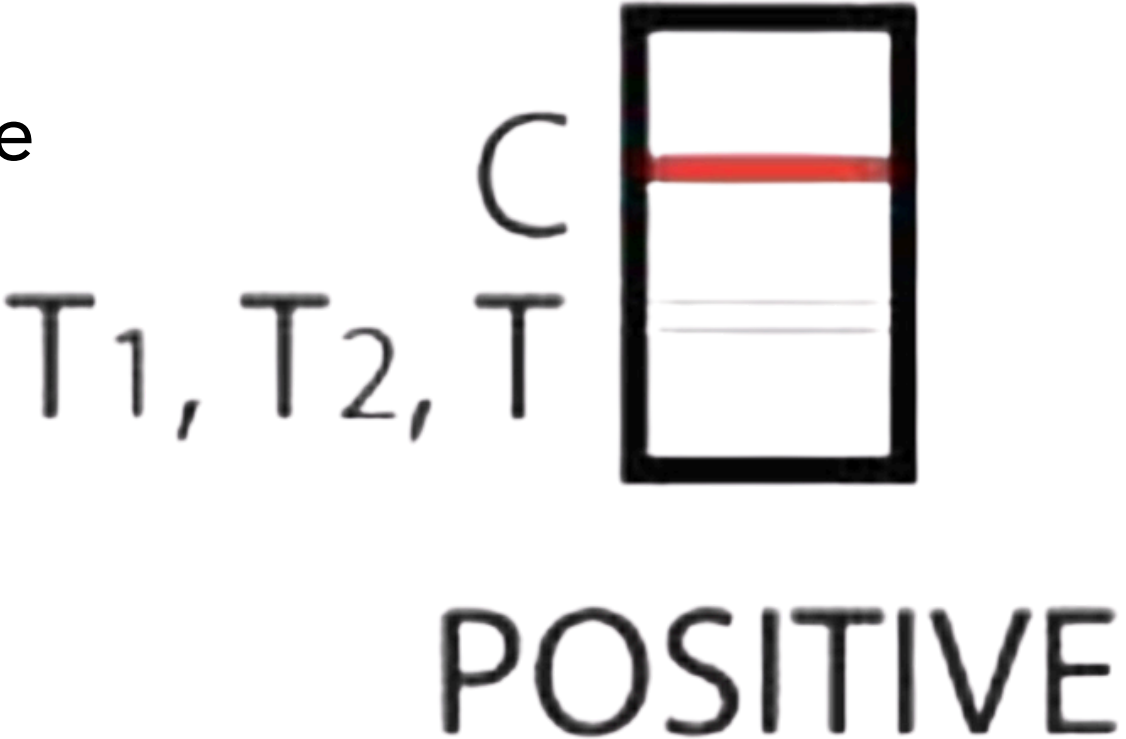
POSITIVE

No line to drug name =
Presumptive Positive Test Result





CLIAwaived, Inc. IDTC Plus Test Results: Presumptive Positive



- This shows an example of a “ghost” line with valid control (C) lines. This should still be interpreted as a **Presumptive Positive**.
- Although there appears to be a change in the test area, the **absence of color** makes it different from a Negative.
- Record **Presumptive Positive** test results.
 - **Note: We suggest all Presumptive Positive test results be confirmed by an alternative method.**



Note: We don't recommend giving drug screen results to the donor

No line to drug name =
Presumptive Positive Test Result





THANK YOU!

For more information, please visit us on the web:

www.cliawaived.com

Email:
info@cliawaived.com

Phone:
[+858-481-5031](tel:+858-481-5031)

Address:
[2721 Loker Avenue W, Carlsbad, CA 92010](#)

 **CLIAwaived**™ Inc.
The Point-of-Care Marketplace™