



**Know Drug
Test Cup™**
When you need to know

Know Drug Test Cup™

*For Employment, Insurance,
or Forensic Use Only*

The Know Drug Test Cup is a one-step immunoassay for the qualitative detection of multiple drugs of abuse and/or their metabolites in human urine at the following cutoff concentrations:

Abbreviation	Class	Calibrator	Cutoff(ng/ml)
6AM	Heroin	6-Acetylmorphine	10
AMP300	Amphetamines	d-Amphetamine	300
AMP500	Amphetamines	d-Amphetamine	500
AMP1000	Amphetamines	d-Amphetamine	1000
BAR200	Barbiturates	Secobarbital	200
BAR300	Barbiturates	Secobarbital	300
BUP	Buprenorphine	Buprenorphine	10
BZO200	Benzodiazepine	Oxazepam	200
BZO300	Benzodiazepine	Oxazepam	300
COC150	Cocaine	Benzoyllecgonine	150
COC300	Cocaine	Benzoyllecgonine	300
COT	Nicotine	Cotinine	200
EDDP	Methadone	2-ethylidene-1,5-dimethyl-3,3-diphenylpyrrolidine	300
ETG	Alcohol	Ethyl Glucuronide	500
FEN20	Fentanyl	Norfentanyl	20
K2 10	Syn Cann	JWH-018 5-Pentanoic Acid Metabolite	10
K2+10	Syn Cann	AB-PINACA Pentanoic Acid Metabolite	10
MDMA	Ecstasy	Methylenedioxymethamphetamine	500
MDPV	Bath Salts	Methylenedioxypyrovalerone	1000
MET500	Methamphetamine	d-Methamphetamine	500
MET1000	Methamphetamine	d-Methamphetamine	1000
MTD	Methadone	d/l-Methadone	300
OPI300	Opiates	Morphine	300
OPI2000	Opiates	Morphine	2000
OXY	Oxycodone	Oxycodone	100
PCP	Phencyclidine	Phencyclidine	25
PPX	Propoxyphene	d-Propoxyphene	300
TCA	Tricyclics	Nortriptyline	1000
THC20	Marijuana	11-nor- Δ^9 -THC-COOH	20
THC50	Marijuana	11-nor- Δ^9 -THC-COOH	50
TRA	Tramadol	Tramadol	200

The Know Drug Test Cup is intended for the detection of drugs of abuse and/or metabolites in human urine for employment, insurance and forensic use screening purposes only, excluding tests intended for Federal drug testing programs (SAMHSA, DOT, US Military).

The test provides a preliminary result only; presumptive positive results should

be confirmed using an alternate chemical methodology (such as GC/MS, LC/MS, GC/MS/MS and LC/MS-MS) if donor doesn't acknowledge drug use or if your policies require.

The Know Drug Test Cup can consist of any combination of the drugs listed above with or without Specimen Validity Tests (SVT). The specimen validity test provides information regarding the integrity of urine sample through the semi-quantitative determination of creatinine, nitrite, pH, oxidants, glutaraldehyde, and specific gravity in human urine.

REAGENTS & MATERIALS SUPPLIED

- 25 individually wrapped integrated cups
- One instruction sheet
- One Adulteration Color Comparison Chart for interpretation of SVT test result (if applicable)

MATERIALS REQUIRED BUT NOT PROVIDED

- Specimen collection container

WARNINGS AND PRECAUTIONS

- Treat all urine specimens and materials as if capable of transmitting infection. Wear gloves and proper laboratory attire to avoid skin contact with urine specimens. Proper handling and disposal methods should be established.
- Collect a fresh urine sample directly into the test cup. Fresh urine does not require any special pretreatment. If the specimen is not tested immediately, it may be refrigerated at 2-8°C up to 2 days.
- Do not use the test kit after the expiration date.

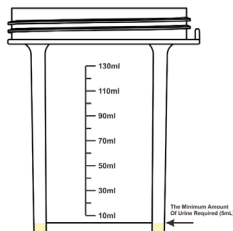
PROCEDURE

Preparation:

1. If refrigerated, allow the test device, controls, and/or specimens to equilibrate to room temperature (15-30°C) prior to testing.
2. Do not open the test device pouch until ready to perform the test.

Testing:

1. Remove the cup from the sealed pouch. If required by your process, write the donor name or ID on the label in the provided space, and then remove the cap.
2. Collect urine in the cup. Minimum volume required is 5mL.
3. Peel label to view results



4. Negative results can be interpreted as soon as the control lines appear and there are visible Test lines which usually occurs within 1 minute. Positive drug screen test results should be read at 5 minutes. All results remain stable for 60 minutes.
5. Read Specimen Validity Test (SVT) results by comparing the color of the reagent pads to the corresponding color blocks on the color chart at 3 to 5 minutes. Position of SVT pads may vary based on the drug strip configuration.



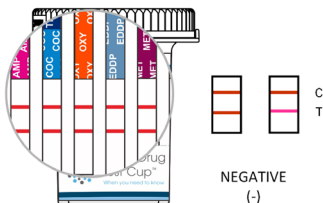
RESULT INTERPRETATION

Negative Results

Colored lines appear in both Control Region "C" and Test Region "T".

The red or pink line must appear next to the "C" (control) on all of the test strips. The appearance of a red or pink line next to the "C" on each test strip indicates that the test has worked properly.

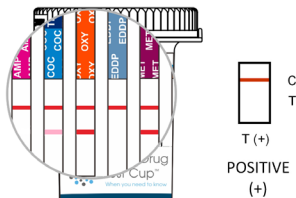
The red or pink line next to the "T" (drug test line) under the drug name indicates a negative result for that drug. If a test line appears next to the "T" for all drugs, the sample is considered negative. Certain lines may appear lighter or thinner than other lines.



Preliminary Positive Results:

Colored line appears in the control region. No line appears in the test region. If NO red or pink line appears next to the "T" under the drug name, the sample may contain that drug. Send the sample to a laboratory for confirmation testing.

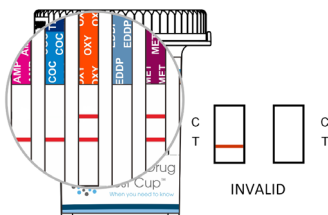
The illustration to the right shows preliminary positive results for the first strip and the fourth strip, but negative for all other drugs.



Invalid Result:

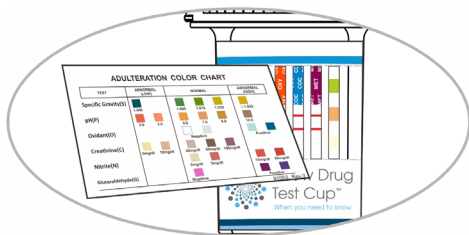
A colored line (Control Line) should always appear next to the letter “C” on every test strip. If no control line appears on any of test strips, the result is invalid.

The illustration shows no line next to the letter “C” on the first, second and fourth strips. The results for those three test strips are invalid.



Specimen Validity Tests:

Specimen validity test results are obtained by directly comparing the color of each test pad with the color block of Adulteration Color Comparison Chart. Problematic urine samples will produce abnormal color responses.



STORAGE

The Know Drug Test Cup should be stored at 2-30°C (36-86°F) in the original sealed pouch. Do not freeze. Do not store and/or expose reagent kits to temperatures greater than 30°C. Use the test kit within two (2) hours after opening the pouch.

QUALITY CONTROL

A procedural control is included in the test. A red line appearing in the control region C is an internal procedural control. It confirms sufficient specimen volume, adequate membrane wicking, and correct procedural technique.

PERFORMANCE CHARACTERISTICS

A. ACCURACY

The accuracy of the Know Drug Test Cup was evaluated in comparison to GC/MS and LC/MS (LC/MS/MS). Drug-free urine samples collected from presumed non-user volunteers were tested with the Know Drug Test Cup. Of these negative samples, all were correctly identified as negative. 10% of

the negative samples were confirmed with GC/MS as drug negative. Drug concentrations were confirmed with GC/MS and LC/MS (for TCA, FEN and EtG). A summary of the accuracy results on the Know Drug Test Cup are shown in the following table.

Summary of Accuracy Results on the Know Drug Test Cup

Drug Test/Cutoff (ng/ml)	Result	Drug-free	Range of GC/MS (or the like) Data					% Agreement
			-50% - <-25% C/O	-25% -C/O	C/O - +25% C/O	>+25% - +50% C/O	>+50% C/O	
6-AM/10	Neg	40	2	1	0	0	0	100%
	Pos	0	0	0	0	2	14	100%
AMP/300	Neg	40	0	0	0	0	0	100%
	Pos	0	0	0	0	0	52	100%
AMP/500	Neg	40	3	0	0	0	0	97.70%
	Pos	0	0	1	2	2	45	100%
AMP/1000	Neg	40	2	0	0	0	0	97.70%
	Pos	0	0	1	3	2	42	100%
BAR/200	Neg	40	1	1	0	0	0	95.45%
	Pos	0	0	2	2	3	42	100%
BAR/300	Neg	40	1	1	0	0	0	95.20%
	Pos	0	0	2	5	2	36	100%
BUP/10	Neg	40	1	1	0	0	0	95.50%
	Pos	0	0	2	8	0	32	100%
BZO/200	Neg	40	0	1	0	0	0	100%
	Pos	0	0	3	2	2	43	94%
BZO/300	Neg	40	0	1	0	0	0	93.20%
	Pos	0	0	3	1	6	34	100%
COC/150	Neg	40	0	3	0	0	0	97.70%
	Pos	0	0	1	4	1	53	100%
COC/300	Neg	40	0	3	1	0	0	100%
	Pos	0	0	0	4	1	46	98.00%
COT/200	Neg	146	7	1	2	3	0	97.40%
	Pos	0	2	2	1	7	79	94.60%
EDDP/300	Neg	40	0	1	0	0	0	93.20%
	Pos	0	0	3	5	2	33	100%
EtG/500	Neg	141	15	8	5	13	65	99.40%
	Pos	0	0	1	2	0	0	97.60%
FEN/20	Neg	100	3	2	0	0	0	99.06%
	Pos	0	0	1	3	3	46	100%
K2/10	Neg	40	0	0	0	0	0	100%
	Pos	0	0	0	0	0	32	100%
K2+/10	Neg	40	0	0	0	0	0	100%
	Pos	0	0	0	0	4	0	100%
MDMA/500	Neg	40	1	1	0	0	0	95.50%
	Pos	0	0	2	5	1	34	100%
MDPV/1000	Neg	40	0	0	0	0	0	100%
	Pos	0	0	0	0	0	20	100%

MET/500	Neg	40	1	0	0	0	0	93.20%
	Pos	0	0	3	1	3	51	100%
MET/1000	Neg	40	0	1	0	0	0	95.30%
	Pos	0	0	2	2	3	45	100%
MTD/300	Neg	40	0	2	0	0	0	95.50%
	Pos	0	0	2	4	0	37	100%
OPI/300	Neg	40	0	1	0	0	0	93.20%
	Pos	0	0	3	4	0	53	100%
OPI/2000	Neg	40	1	0	0	0	0	93.20%
	Pos	0	0	2	4	3	40	100%
OXY/100	Neg	40	1	0	0	0	0	93.20%
	Pos	0	0	3	7	1	33	100%
PCP/25	Neg	40	0	3	0	0	0	97.70%
	Pos	0	0	1	3	8	33	100%
PPX/300	Neg	40	0	1	0	0	0	95.30%
	Pos	0	0	2	5	2	33	100%
TCA/1000	Neg	40	0	2	0	0	0	95.50%
	Pos	0	0	2	5	7	28	100%
THC/20	Neg	51	0	0	2	0	0	100%
	Pos	0	0	0	0	0	34	94.12%
THC/50	Neg	40	1	2	0	0	0	97.70%
	Pos	0	0	1	4	7	44	100%
TRA/200	Neg	40	5	6	1	0	0	100%
	Pos	0	0	0	4	2	8	93.33%

B. ANALYTICAL SENSITIVITY/PRECISION

The Sensitivity/precision of the Know Drug Test Cup was evaluated by testing three lots of the test devices with spiked drug sample solutions on three consecutive days. Sample concentrations were confirmed by GC/MS, LC/MS and/or LC/MS/MS.

C. ANALYTICAL SPECIFICITY

The following compounds are detected positive in urine by the Know Drug Test Cup. Concentrations are given in ng/mL; percent cross-reactivity is shown in parentheses.

Compound	Conc. (%)	Compound	Conc. (%)
6-AM			
6-Acetylmorphine	10 (100%)	Morphine	>100,000 (<0.1%)
Diacetylmorphine (heroin)	300 (3%)	Codeine	>100,000 (<0.1%)
Oxycodone	>100,000 (<0.1%)	Oxymorphone	>100,000 (<0.1%)
AMP300			
D-Amphetamine	300 (100%)	MDA	1,000 (30%)
L-Amphetamine	27,500 (1.09%)	Phentermine	3,000 (10%)
AMP500			
D-Amphetamine	500 (100%)	MDA	8,000 (6.5%)
L-Amphetamine	50,000 (1%)	Phentermine	45,000 (1.1%)
AMP1000			
D-Amphetamine	1,000 (100%)	MDA	15,000 (6.7%)
L-Amphetamine	100,000 (1%)	Phentermine	100,000 (1.0%)
BAR200			
Secobarbital	200 (100%)	Butalbital	200 (100%)
Amobarbital	1,660 (12%)	Cyclopentobarbital	330 (66.7%)

Aprobarbital	330 (66.7%)	Phenobarbital	200 (100%)
Butabarbital	60 (33.3%)		
BAR300			
Secobarbital	300 (100%)	Butalbital	300 (100%)
Amobarbital	2,500 (12%)	Cyclopentobarbital	500 (60%)
Aprobarbital	500 (60%)	Phenobarbital	300 (100%)
Butabarbital	100 (300%)	Pentobarbital	250 (120%)
BUP			
Buprenorphine	10 (100%)	Norbuprenorphine	7.5 (133%)
Buprenorphine-3-β-D-glucuronide	3.5 (286%)	Norbuprenorphine-glucuronide	35 (28%)
BZO 200			
Oxazepam	200 (100%)	α-Hydroxyalprazolam	1,300 (15.3%)
Alprazolam	130 (153%)	Lorazepam	2,600 (7.7%)
Bromazepam	650 (30.7%)	Lorazepam-glucuronide	3,500 (5.7%)
Clobazam	130 (153.8%)	Nitrazepam	160 (125%)
Clorazepate	500 (40%)	Norchlordiazepoxide	330 (60.6%)
Desalkylflurazepam	800 (25%)	Nordazepam	260 (76.9%)
Diazepam	650 (30.7%)	Temazepam	100 (200%)
Flunitrazepam	160 (125%)	Triazolam	1,650 (12.1%)
BZO300			
Oxazepam	300 (100%)	α-Hydroxyalprazolam	1,900 (15.8%)
Alprazolam	200 (150%)	Lorazepam	3,900 (7.7%)
Bromazepam	1,000 (30%)	Lorazepam-glucuronide	5,000 (6%)
Clobazam	200 (150%)	Nitrazepam	250 (120%)
Clorazepate	750 (40%)	Norchlordiazepoxide	500 (60%)
Desalkylflurazepam	1,200 (25%)	Nordazepam	390 (76.9%)
Diazepam	1,000 (30%)	Temazepam	150 (200%)
Flunitrazepam	250 (120%)	Triazolam	2,500 (12%)
COC150			
Benzoyllecgonine	150 (100%)	Cocaine	5,000 (3%)
Cocaethylene	50,000 (0.3%)	Ecgonine	50,000 (0.3%)
COC300			
Benzoyllecgonine	300 (100%)	Cocaine	10,000 (3%)
Cocaethylene	100,000 (0.3%)	Ecgonine	100,000 (0.3%)
COT			
(-)-Cotinine	200 (100%)	(-)-Nicotine	3,000 (6.7%)
EDDP			
EDDP	300 (100%)	MTD	>100,000 (<0.3%)
EtG			
Ethyl glucuronide	500 (100%)		
FEN20			
Norfentanyl(calibrator)	20 (100%)	Fentanyl(parent drug)	1,000 (2%)
Alfentanil	>100,000(>0.02%)	Sufentanil	>10,000(>0.2%)
Carfentanil	>10,000(>0.2%)		
K2 10			
JWH-018 5-Pentanoic acid metabolite	10 (100%)	JWH-073 4-Butanoic acid metabolite	10 (100%)
JWH 018 N-Propanoic acid metabolite	15 (66.67%)	MAM2201 N-Pentanoic acid metabolite	35 (28.57%)
JWH 398 N-Pentanoic acid metabolite	60 (16.67%)	JWH 210 N-Pentanoic acid metabolite	100 (10%)
JWH 073 N-(4-Hydroxybutyl) metabolite	200 (5%)	JWH 200 6-Hydroxyindole metabolite	200 (5%)
JWH-018 4-Hydroxypentyl metabolite	250 (4%)	JWH-073 4-Hydroxybutyl metabolite	300 (3.33%)
JWH-073 N-(3-Hydroxybutyl) metabolite	400 (2.5%)	AM2201 N-(4-Hydroxypentyl) metabolite	500 (2%)
JWH-018 5-Hydroxypentyl	600 (1.67%)	JWH 122 N-(4-	650 (1.54%)

metabolite		Hydroxypentyl) metabolite	
JWH 073 N-(2-Hydroxybutyl) metabolite	1,000 (1%)	JWH-019 6-Hydroxyhexyl metabolite	1,000 (1%)
JWH-018	1,000 (1%)	JWH-019 5-Hydroxyhexyl metabolite	1,000 (1%)
RCS-4 N-(5-Carboxypentyl) metabolite	2,000 (0.5%)	JWH-122 5-Hydroxypentyl metabolite	2,500 (0.4%)
JWH-210 5-Hydroxypentyl metabolite	>10,000 (<0.1%)	JWH-250 5-Hydroxypentyl metabolite	>10,000 (<0.1%)
JWH-073	>10,000 (<0.1%)	5-Fluoro PB-22 3-Carboxyindole metabolite	>100,000 (<0.01%)
JWH-210 4-Hydroxypentyl metabolite	>10,000 (<0.1%)	JWH-250 4-Hydroxypentyl metabolite	>100,000 (<0.01%)
BB-22 3-Carboxyindole metabolite	>100,000 (<0.01%)		
MDMB-CHMINACA	>100,000 (<0.01%)		
K2+ 10			
AB-PINACA Pentanoic acid metabolite	10 (100%)	AB-PINACA N-(4-Hydroxypentyl) metabolite	10 (100%)
ADB-PINACA N-(4-Hydroxypentyl) metabolite	15 (66.67%)	ADB-PINACA N-(5-hydroxypentyl) metabolite	20 (50%)
5-Fluoro AB-PINACA N-(4-Hydroxypentyl) metabolite	20 (50%)	ADB-PINACA Pentanoic acid metabolite	20(50%)
AB-PINACA N-(5-Hydroxypentyl) metabolite	30 (33.33%)	5-Fluoro AB-PINACA	50 (20%)
AB-PINACA	100 (10%)	AB-FUBINACA	150 (6.67%)
5-Chloro AB-PINACA	1,000 (1%)	5-Fluoro ADB-PINACA	250 (4%)
APINACA (AKB-48) 5-Hydroxypentyl metabolite	>10,000 (<0.1%)	APINACA (AKB-48)	>10,000 (<0.1%)
5-fluoro AEB	>100,000 (<0.01%)	CUMYL-THPINACA	>100,000 (<0.01%)
PX 1 (5-fluoro APP-PICA)	>100,000 (<0.01%)	AB-CHMINACA	>100,000 (<0.01%)
5-Fluoro ADB (5-Fluoro MDMB-PINACA)	>100,000 (<0.01%)	metabolite M2	
MMB-FUBINACA	>100,000 (<0.01%)	PX 2 (5-fluoro APP-PINACA)	>100,000 (<0.01%)
5-Fluoro MN-18	>100,000 (<0.01%)	4-Cyano CUMYL-BUTINACA	>100,000 (<0.01%)
5-Fluoro PB-22 3-Carboxyindole metabolite	>100,000 (<0.01%)	CUMYL-PICA	>100,000 (<0.01%)
AM2201 N-(4-Hydroxypentyl) metabolite	>100,000 (<0.01%)	MN-18	>100,000 (<0.01%)
MDMA		BB-22 3-Carboxyindole metabolite	>100,000 (<0.01%)
(+/-)-MDMA	500 (100%)		
(+/-)-MDA	3,900 (12.8%)	(+/-)-MDEA	500 (100%)
MDPV			
(+/-)-MDPV	1000 (100%)	Buphedrone	>10,000 (<0.01%)
Methcathinone	>10,000 (<0.01%)	Pentadrone	>10,000 (<0.01%)
		Methylone	>10,000 (<0.01%)
MET500			
D-Methamphetamine	500 (100%)	MDEA	30,000 (1.7%)
D-Amphetamine	50,000 (1%)	MDMA	3,500 (14.3%)
L-Amphetamine	50,000 (1%)	Mephentermine	75,000 (0.7%)
1R,2S(-)-Ephedrine	100,000 (0.5%)		
MET1000			
D-Methamphetamine	1,000 (100%)	MDEA	60,000 (1.7%)
D-Amphetamine	100,000 (1%)	MDMA	8,000 (12.5%)
L-Amphetamine	100,000 (1%)	Mephentermine	10,000 (0.7%)
1R,2S(-)-Ephedrine	>100,000 (<0.5%)		
MTD			
Methadone	300 (100%)		
OPI300			
Morphine	300 (100%)	Levorphanol	10,000 (3%)
6-Acetylmorphine	85 (352.9%)	Morphine 3-glucuronide	7,500 (4%)

Codeine	100 (300%)	Norcodeine	30,000 (1%)
Codein-6beta-Glucuronide	150 (200%)	Oxycodone	70,000 (0.43%)
Ethylmorphine	150 (200%)	Thebaine	20,000 (1.5%)
Diacetylmorphine	900 (33.33%)	Oxymorphone-3beta-Glucuronide	>10,000 (<3%)
Hydrocodone	500 (60%)		
Hydromorphone	600 (50%)		
OPI2000			
Morphine	2,000 (100%)	Hydromorphone	5,000 (40%)
6-Acetylmorphine	700 (285.7%)	Morphine-3-glucuronide	2,600 (76.9%)
Codeine	1,800 (111.1%)	Oxycodone	70,000 (2.9%)
Ethylmorphine	1,500 (133.3%)	Thebaine	95,000 (2.1%)
Diacetylmorphine	11,000 (18.2%)		
Hydrocodone	5,000 (40%)		
OXY			
Oxycodone	100 (100%)	Hydrocodone	5,000 (2%)
Codeine	50,000 (0.2%)	Hydromorphone	25,000 (0.4%)
Ethylmorphine	50,000 (0.2%)	Oxymorphone	12,500 (0.8%)
PCP			
Phencyclidine	25 (100%)	4-Hydroxy-PCP	1,500 (1.7%)
PPX			
Propoxyphene	300 (100%)	Norpropoxyphene	300 (100%)
TCA			
Nortriptyline	1,000 (100%)	Doxepine	1,000 (100%)
Amitriptyline	4,000 (25%)	Imipramine	1,000 (100%)
Clomipramine	2,000 (50%)	Promethazine	1,000 (100%)
Desipramine	500 (200%)	Trimipramine	5,000 (20%)
THC20			
11-nor- Δ^9 -THC-9-COOH	20 (100%)	(-)- Δ^8 -THC	7,000 (0.28%)
(+/-)-11-Hydroxy- Δ^9 -THC	8,000 (0.25%)	(-)- Δ^9 -THC	4,500 (0.44%)
		Cannabinol	20,000 (0.1%)
		Cannabidiol	>100,000 (<0.02%)
THC50			
11-nor- Δ^9 -THC-9-COOH	50 (100%)	(-)- Δ^8 -THC	20,000 (0.3%)
(+/-)-11-Hydroxy- Δ^9 -THC	5,000 (1%)	(-)- Δ^9 -THC	20,000 (0.3%)
		Cannabinol	>100,000 (<0.05%)
		Cannabidiol	>100,000 (<0.05%)
TRA 200			
cis-Tramadol	200 (100%)	N-Desmethyl-cis-Tramadol	800 (25%)
O-Desmethyl-cis-Tramadol	15,000 (1.33%)	O-Desmethylvenlafaxine	>10,000 (<2%)
Venlafaxine	>100,000 (<0.2%)		

D. INTERFERENCE

The following compounds were evaluated for potential positive or negative interference with the Know Drug Test Cup. All compounds were dissolved in drug control solutions 50% below and 50% above their respective cutoff concentrations and tested with the Know Drug Test Cup. An unaltered sample was used as control. No interference was found for following compounds at a concentration of 100 µg/mL.

Acetaminophen	4-Dimethylaminoantipyrine	Niacinamide
Acetone	Diphenhydramine	(+/-)-Norephedrine
Albumin	Dopamine	Oxalic acid
Ampicillin	(+/-)-Isoproterenol	Penicillin-G

Ascorbic acid	(+)-Naproxen	Pheniramine
Aspartame	Erythromycin	Phenothiazine
Aspirin	Ethanol (except EtG)	L-Phenylephrine
Atropine	Furosemide	B-Phenylethylamine
Benzocaine	Glucose	Procaine
Bilirubin	Guaiacol glyceryl ether	Quinidine
Caffeine	Hemoglobin	Ranitidine
Chloroquine	Ibuprofen	Riboflavin
(+)-Chlorpheniramine	(+/-)-Isoproterenol	Sodium chloride
(+/-)-Chlorpheniramine	Levorphanol	Sulindac
Creatine	Lidocaine	Theophylline
Dexbrompheniramine	(1R,2S)-(-)-n-Methylephedrine	Tyramine
Dextromethorphan		

Clinical specimens are evaluated for potential positive or negative interference with each test strip lot contained within the Know Drug Test Cup. No false positive or false negative results were observed with the following clinical specimens: Zantac (ranitidine), Zoloft (sertraline), Protonix (pantoprazole), Strattera (atomoxetine), Aleve (naproxen), Neurontin (gabapentin), Lyrica (pregabalin).

BIBLIOGRAPHY

1. Ambre J. The urinary excretion of cocaine and metabolites in humans: a kinetic analysis of published data. J Anal Toxicol. 1985 Nov-Dec;9(6):241-5.
2. Hawks RL, Chiang CN. Examples of specific drug assays. NIDA Res Monogr. 1986;73:84-112.
3. Tietz NW, editor. Textbook of Clinical Chemistry. 1st ed. Philadelphia: WB Saunders Co; 1986. p 1735.
4. Food and Drug Administration. Premarket Submissions and Labeling Recommendations for Drugs of Abuse Screening Tests - Draft Guidance for Industry and FDA Staff. 2005
5. DeCresce RP, Mazura A, Lifshitz M, Tilson J. Drug Testing in the Workplace. 1st ed. Chicago: American Society of Clinical Pathologists (ASCP) Press; 1988. 278 p.
6. Baselt RC. Disposition of Toxic Drugs and Chemicals in Man. 10th ed. Seal Beach, CA: Biomedical Pub

Manufactured for: CLIAwaived, Inc.
11578 Sorrento Valley Road, Ste. 25/26
San Diego, CA 92121, USA

G36002-KD

Revision 2