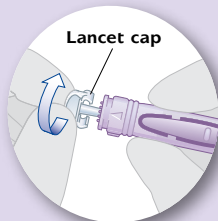


How to use Unistik® 3

Pre-set single use
safety lancets

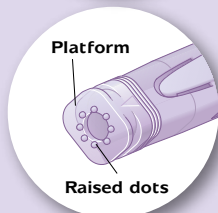
With
Comfort
Zone
Technology®



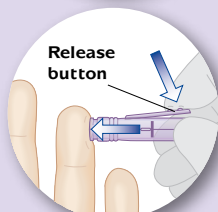
Twist cap to "Unlock" and continue to twist until cap separates easily from lancet body. **DO NOT PULL!**



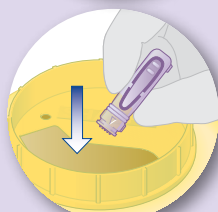
Choose a sample site.



Press platform firmly against chosen site.



Press release button.



Dispose of in a suitable sharps container.



The Unistik 3 range of single use safety lancets has 4 models for use across all clinical environments.

Unistik® 3 Comfort

LOW FLOW

For frequent blood glucose testing.

Gauge: 28G. Depth: 1.8mm

Box of 25: AT1048

Box of 50: AT1047

Box of 100: AT1042

Box of 200: AT1044

Bulk 1000: AT1043



Unistik® 3 Normal

MEDIUM BLOOD FLOW

For blood glucose and standard testing.

Gauge: 23G. Depth: 1.8mm

Box of 25: AT1008

Box of 50: AT1007

Box of 100: AT1002

Box of 200: AT1004

Bulk 1000: AT1003



Unistik® 3 Extra

HIGH BLOOD FLOW

For larger samples.

Gauge: 21G. Depth: 2.0mm

Box of 100: AT1012

Box of 200: AT1014

Bulk 1000: AT1013



Unistik® 3 Dual

HIGH FLOW FINGERSTICKS
LOW FLOW HEELSTICKS

Gauge: 18G. Depth: 1.8mm

Box of 100: AT1062

Box of 200: AT1064

Bulk 1000: AT1063



AT1042/MCC/0306/71US

CLIAwaived.com

For more information please contact CLIAwaived Inc. at
11578 Sorrento Valley Road ■ San Diego, CA 92121
Tel: (858) 481-5031 ■ Toll Free: (888) 882-7739

E-mail: info@cliawaived.com

Visit us on the web at: www.cliawaived.com

Distributed by: CLIAwaived, Inc.