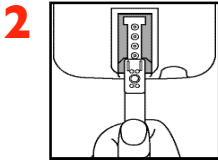


**Insert MEMO Chip.
Turn Analyzer On.**

**Inserte MEMO Chip.
Encienda el instru-
mento.**

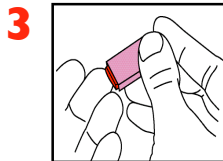
**Introduza o MEMO
Chip. Ligue o
Analizador.**



**Insert the Test
Strip.**

Inserte tira.

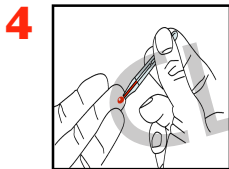
**Introduza a Tira
de Teste.**



Stick finger.

Hurga su dedo.

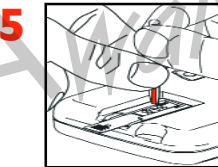
Espete o dedo.



Collect sample.

Toma muestra.

Recolha a amostra.



**Apply blood to
strip.**

Aplique muestra.

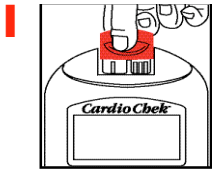
**Aplique o sangue
na tira.**



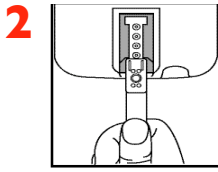
Read results.

**Lea los
resultados.**

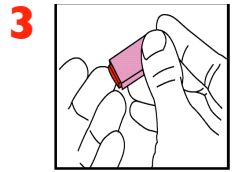
**Leia os
resultados.**



1 MEMO Chip einstecken.
Analysator einschalten.



2 Teststreifen einstecken.



3 Finger einstecken.

Invoeren MEMO Chip.
Analyzer inschakelen.

Invoeren Test Strip.

Vinger prikken.

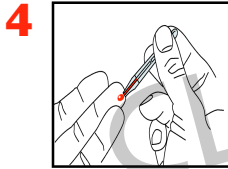
Inserire MEMO Chip.
Accendere l'analizzatore.

Inserire la striscia per il test.

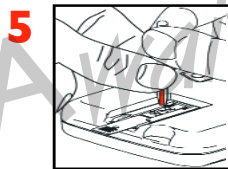
Pungere il dito.

Insérez MEMO Chip.
Allumez l'appareil.

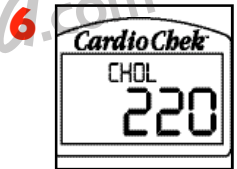
Allumez l'appareil. Piquez l'extrémité



4 Probe sammeln.



5 Blut an Streifen anbringen.



6 Ergebnisse ablesen.

Monster afnemen.

Bloed op strip aanbrengen.

Resultaten aflezen.

Raccogliere il campione.

Applicare il sangue sulla striscia.

Leggere i risultati.

Prélever l'échantillon.

Appliquer le sang à la bande.

Lire les résultats.