

# Instructions for I-MO-402

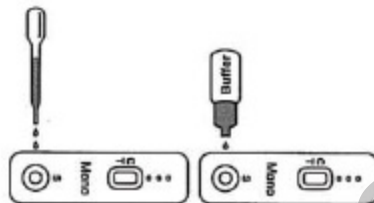
## Procedure

Read procedure before running test. Refer to package insert for details.

Place test device on a clean, dry, level surface.

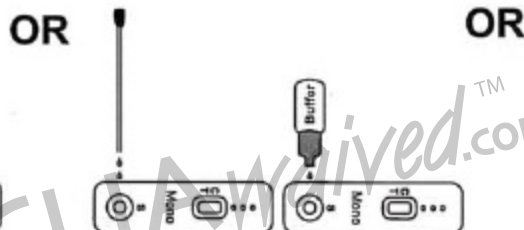
### Venipuncture Whole Blood

Add 2 Drops of Blood (about 50  $\mu$ L), then 1 Drop of Buffer to the Sample Well.



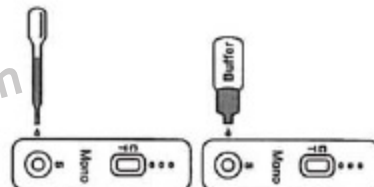
### Fingerstick Whole Blood

Add 1 Capillary Tube of Blood (about 50  $\mu$ L), then 1 Drop of Buffer to the Sample Well.



### Serum/Plasma

Add 1 Drop of Serum or Plasma (about 25  $\mu$ L), then 1 Drop of Buffer to the Sample Well.



## Interpretation of Results



Read result at five (5) minutes. Do not move test device until ready to read.



**Positive**

Any shade of red in the test line region (T) should be considered positive.



**Negative**



**Invalid**

Distributed by: **CLIAwaived.com™**  
San Diego, CA 92121  
tel 858-481-5031  
toll free 888-882-7739  
www.cliawaived.com