

iCup^{A.D.} Drug Screen[®]



iCup[®] Drug Screen

Corporate Drug Testing Made Simple.

- Room temperature storage
- Built-in validity test
- Detects 3-10 drugs
- 24-month shelf life
- Simple procedure
- Fast results

Brands You Can Trust[™]



For more information please contact CLIAwaived Inc. at
 11578 Sorrento Valley Road ■ San Diego, CA 92121
 Tel: (858) 481-5031 ■ Toll Free: (888) 882-7739
 E-mail: info@cliawaived.com
 Visit us on the web at: www.cliawaived.com
 Distributed by: CLIAwaived, Inc.

Detect the presence of drugs and adulterants in minutes. It's drug testing efficiency you can count on.

Integrated testing solution:

- iCup® with temperature strip
- Security Seal
- Two-part result form available
- Photocopy Template

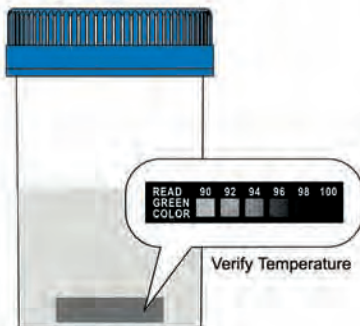


iCup® AD 5-panel shown as a negative result.

| Drug Name: | Abbreviation: | Cutoff Levels: |
|--------------------------------|---------------|----------------|
| Amphetamine..... | AMP..... | 1000ng/ml |
| Barbiturates..... | BAR..... | 300ng/ml |
| Benzodiazepines..... | BZO..... | 300ng/ml |
| Cocaine..... | COC..... | 300ng/ml |
| Ecstasy..... | MDMA..... | 500ng/ml |
| Marijuana..... | THC..... | 50ng/ml |
| Methadone..... | MTD..... | 300ng/ml |
| Methamphetamine..... | mAMP..... | 1000ng/ml |
| Morphine..... | MOR..... | 300ng/ml |
| Opiates..... | OPI..... | 2000ng/ml |
| Oxycodone..... | OXY..... | 100ng/ml |
| Phencyclidine..... | PCP..... | 25ng/ml |
| Propoxyphene..... | PPX..... | 300ng/ml |
| Tricyclic Antidepressants..... | TCA..... | 1000ng/ml |

Instructions

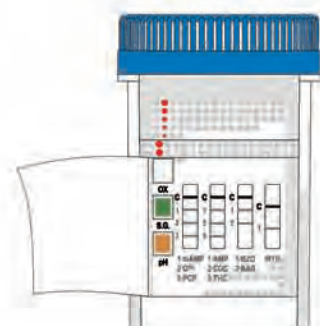
1 Collect Specimen



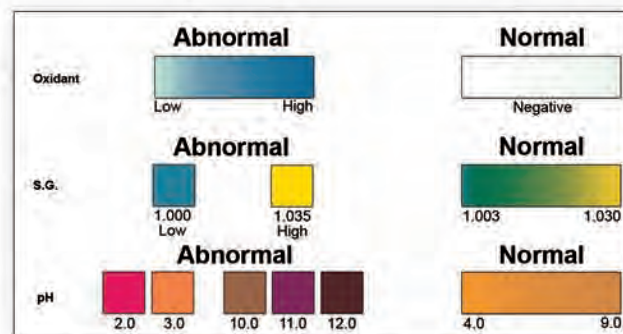
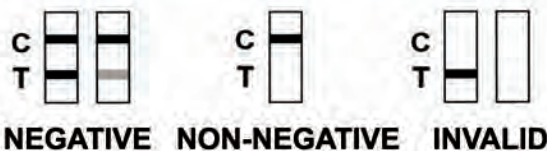
2 Peel Back Label



3 Read the Results



Read results at five (5) minutes.
 Results stable up to sixty (60) minutes.

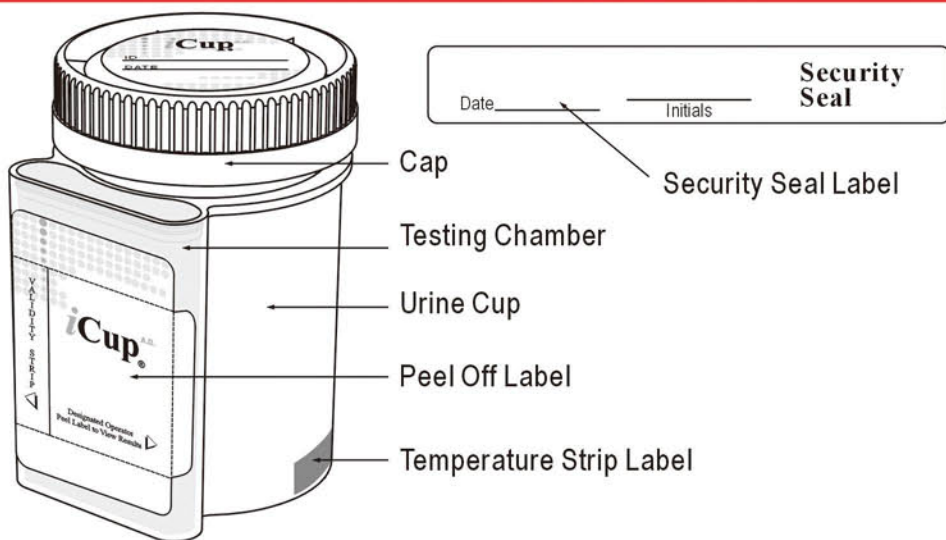


SAMPLE ONLY - Color chart NOT Exact

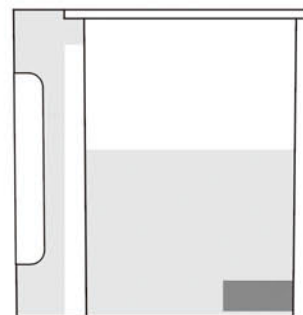
Drug Screen Procedure Card for

iCup® / iCup^{A.D.}®

Instruction sheet for any cup combination including adulteration




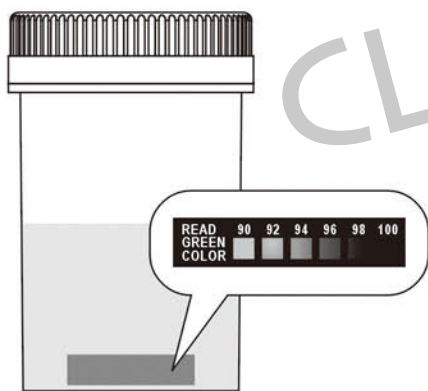
1 Donor provides specimen and replaces lid.



2 Temperature is read between 2-4 minutes to verify range between 90-100°F.

3 Check cap for tight seal. Donor dates and initials the security seal and places security seal over cap.

4 Technician peels off label to reveal drug test strips.



Place security seal over cup



Technician peels off label to reveal adulteration strip(s), if applicable.



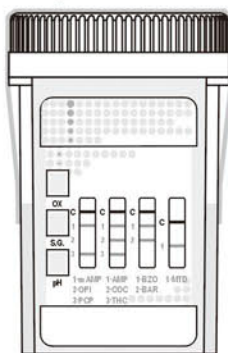
Note: The order can be reversed.

5 Read adulteration test results between 2 - 5 minutes, if applicable.

This illustration is an example of a 9 drug cup. Other configurations available but not shown.

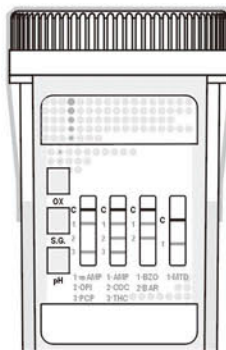
6 Read drug test results at 5 minutes.

7 A photocopy of the results can be made by placing the entire cup with the card face down on the copier.

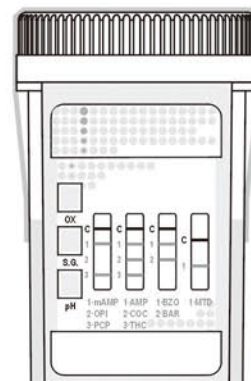
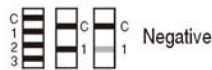


■ Adulteration Strip

See color chart and package insert for interpretation.



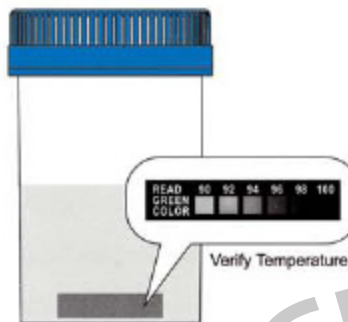
■ 5 minutes. ■ 60 minutes.
Read the drug strip results at 5 minutes.
Test results stable up to 60 minutes.



All preliminary positive results are presumptive and should be confirmed by an alternative method (e.g. GC/MS)

Instructions

1 Collect Specimen



Read results at five (5) minutes.
Results stable up to sixty (60) minutes.



NEGATIVE



NON-NEGATIVE

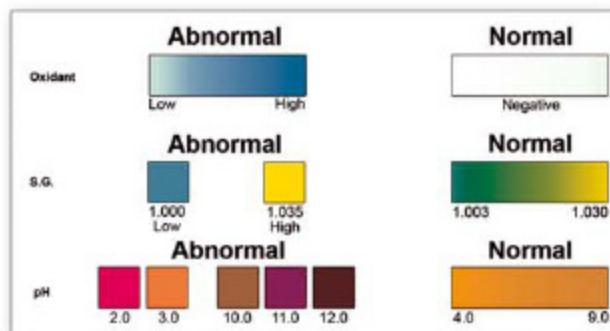
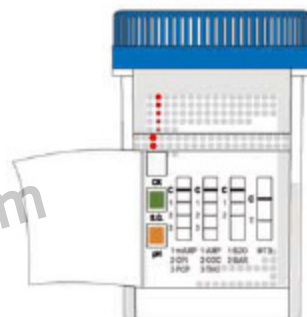


INVALID

2 Peel Back Label



3 Read the Results



SAMPLE ONLY - Color chart NOT Exact