

OSOM[®] Influenza A/B Test

Distributed by

CLIAwaived[™] Inc.

OSOM[®] Influenza A/B Test

OSOM Influenza A/B Test is an in vitro diagnostic immunochromatographic assay intended for the qualitative detection of Influenza A and Influenza B viral nucleoprotein antigens from nasal swab specimens in symptomatic patients. It is intended to aid in the rapid differential diagnosis of Influenza A and/or B viral infections. (Not approved for home use!)



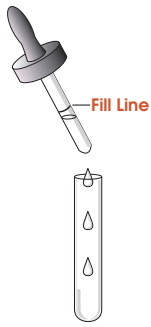
BENEFITS:

- Differentiated results for type A and type B
- Simple procedures
- Easy to read test results
- Results in 10 minutes
- Room temperature storage
- 12 month shelf life
- Built-in procedural control features
- FDA Cleared and CLIA waived

Ordering Information:	
Product Description	Catalog #
OSOM [®] Influenza A/B Tests (25 Tests)	GZM-190
Reimbursement Information:	
CPT Code #	National Limit Amount
87804QW*	\$16.76

*It is always the provider's responsibility to establish appropriate coding & charges. Reimbursement shown indicates National Average. It is recommended provider bill 87804QW for Influenza A and 87804QW for Influenza B. Total combined reimbursement \$33.52.

OSOM[®] Influenza A/B Test Instructions



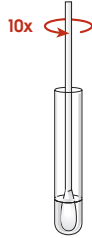
Add Extraction Buffer

Fill the dropper to the line marked on the barrel and expel entire contents into tube.



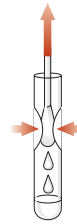
Add Swab To Buffer

Add swab to the tube with the extraction buffer



Mix

Vigorously rotate and twist the swab against the side of the tube at least 10 times.



Squeeze Liquid From Swab

Squeeze the sides of the tube to express as much liquid as possible. Dispose of swab properly.



Read results at 10 minutes

Add Test Stick

Place test stick (arrows pointing downward) into the tube with buffer. Read results at 10 minutes.

Reading Test Results

POSITIVE RESULTS


NOTE: A pink-to-purple line of any intensity or thickness in the A or B region is considered a positive result.

LINE PLACEMENT GUIDE



INFLUENZA A POSITIVE

One line in the control line position, and one line in the "A" test line position.



INFLUENZA B POSITIVE

One line in the control line position, and one line in the "B" test line position.

Note: It is possible to have 3 lines, which would indicate a positive test for Influenza A and Influenza B.



NEGATIVE RESULTS

One line in the control line position, and no lines at either the "A" or the "B" test line positions.



INVALID RESULTS

No line appears at the control line position. Repeat the test using a new sample and a new test dipstick.



Rev. 10.12.09