

**QuickTox<sup>®</sup>**  
**Drug Screen Dipcard**  
**(with and without Adulteration Tests)**  
**Training and Certification Program**

CLIA Waived<sup>™</sup>

# QuickTox<sup>®</sup> Drug Screen Dipcard

## QuickTox<sup>®</sup> Drug Screen Dipcard with Adulteration Tests

### Training and Certification for Test Administrators

The information provided is intended to educate test administrators in the use of the QuickTox<sup>®</sup> Drug Screen Dipcard. The information will include both QuickTox<sup>®</sup> with and without adulteration tests. Please read the following information carefully. A multiple-choice test will be administered once the material has been reviewed.

### Intended Use

The QuickTox<sup>®</sup> Drug Screen Dipcard is a one-step, lateral flow chromatographic immunoassay for the rapid detection of various drugs of abuse and drug metabolites in human urine. The assay is used to obtain a visual, qualitative result and is intended for professional use only.

**The QuickTox<sup>®</sup> Drug Screen Dipcard provides only preliminary analytical qualitative test results. For a quantitative analytical result or to confirm presumptive positive results obtained by QuickTox<sup>®</sup>, a more specific alternative chemical method must be used. The Substance Abuse Mental Health Sources (SAMHSA) and the National Institute on Drug of Abuse (NIDA) have established Gas Chromatography/Mass Spectrometry (GC/MS) as the preferred confirmatory method. Clinical consideration and professional judgment should be applied to any drug of abuse test result, particularly when preliminary presumptive positive results are indicated.**

### Specific Test Cut Off Concentrations

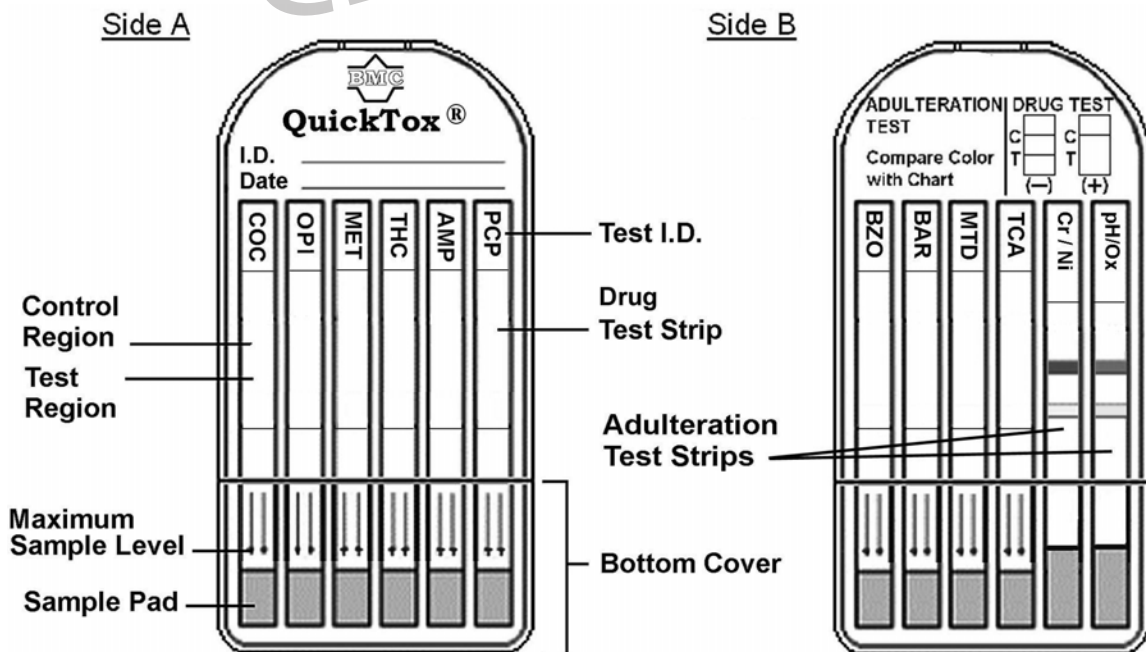
AMP	Amphetamine	1000 ng/ml
BAR	Barbiturates (Secobarbital)	300 ng/ml
BZO	Benzodiazepine (Oxazepam)	300 ng/ml
COC	Cocaine (Benzoylecgonine)	300 ng/ml
MDMA	3,4-methylenedioxymethamphetamine	500 ng/ml
MTD	Methadone	300 ng/ml
MET	Methamphetamine	500 & 1000 ng/ml
OPI	Opiates (Morphine)	300 & 2000 ng/ml
OXY	Oxycodone	300 ng/ml
PCP	Phencyclidine (PCP)	25 ng/ml
THC	Tetrahydrocannabinol	
	(11-nor- $\Delta^9$ -Tetrahydrocannabinol-9-carboxylic acid)	50 ng/ml
TCA	Tricyclic Antidepressants	1000 ng/ml

## Warnings and Precautions

- For *in vitro* diagnostic use only.
- The test device should remain in its original sealed pouch until ready for use.
- Discard the test device if package is ripped or torn.
- Do not use the test device beyond the expiration date indicated on the pouch.
- Handle all specimens as potentially infectious. Proper handling and disposal methods should be established.
- Avoid cross-contamination of urine samples by using a new specimen collection container for each urine sample.
- The QuickTox<sup>®</sup> Multiple Drug Dipcard should be stored at room temperature (15° –30° C or 59°-86° F).

## QuickTox<sup>®</sup> Drug Screen Dipcard

Depending upon the product selected, there will be a five to twelve panel test configuration. Seven test configurations or greater use both sides of the device.



## Test Principle

The QuickTox<sup>®</sup> Drug Screen Dipcard is based on the principal of the highly specific immunochemical reactions between antigens and antibodies that are used for the analysis of specific substances in urine.

Depending on the test(s) chosen, the test device contains multiple test strips onto which drug conjugates are pre-coated at specific regions known as test regions.

Colored antibody-colloidal gold conjugates are coated onto a pad and placed on one end of each membrane. In the test procedure, the QuickTox<sup>®</sup> Drug Screen Dipcard is dipped into a urine sample. The urine is carried by the sample pad to the colloidal gold conjugate pad and then migrates across the membrane by capillary action.

If any drug(s) is (are) present in the urine, it will compete with the drug conjugate for the limited binding sites of the color colloidal gold conjugate. When a sufficient amount of drug is present, the drug will saturate the binding sites and the colored colloidal gold cannot bind to the drug conjugate on the membrane.

If no drug is present, the colored colloidal gold conjugates will bind to the binding sites on the membrane to form colored bands at specific test regions. Any **presence of a colored band** at a specific test region indicates a **negative result**.

**The absence of a color band** at the test region indicates a **presumptive positive result for the particular test. In either case, the control band must be present for the test to be valid.**

## QuickTox<sup>®</sup> Drug Screen Dipcard with Adulteration Tests

The validity of Drugs-of-Abuse (DAU) screening depends on the integrity of the urine samples. Contaminated or adulterated samples may cause erroneous results leading to significant consequences. Hence, it is important to ensure that the samples are intact and unadulterated prior to DAU testing.

CR (Creatinine)	Creatinine is a normal urine constituent. Although the ranges are affected by age, sex, diet, muscle mass and local population distribution, the Department of Transportation (DOT) guideline states that urine specimens with creatinine levels less than 20mg/dl may be indications of dilution or substitution.
OX (Oxidants)	Normal urine specimen should be free of any oxidizing (Ox) agents. A positive 'Ox' detection in the urine suggests adulteration. Bleach and/or other oxidizing compounds are found in commercially available adulterant products. When present in the urine, oxidizing agents such as bleach, nitrate and pyridinium chlorochromate will form a blue to brown-black color on the OX test pad.
PH	The normal urine pH ranges from 4-9. An abnormal 'pH' result (below pH 4 or above 10) indicates adulteration with acidic or alkaline adulterants added to the urine.
NI (Nitrite)	Although nitrite is not a normal component of urine, nitrite levels of up to 10 mg/dl may be found in some urine specimens. A nitrite level of greater than 50 mg/dl is considered beyond the clinical level and is suspiciously abnormal. Nitrite pad changes from no color to pink (normal) to dark purple (abnormal) above 50 mg/dl ( $\geq 50$ mg/dl)

Adulterant testing is a screening method; any abnormal results should be confirmed by an alternate method.

## Specimen Collection and Handling

The QuickTox<sup>®</sup> Drug Screen Dipcard is formulated for use with urine specimens. Use only freshly voided untreated urine. Do not centrifuge or add preservatives to the urine. Urine samples should be collected so testing can be performed as soon as possible after collection, preferably the same day. Specimens that have been refrigerated must be brought up to room temperature prior to testing. Previously frozen specimens must be thawed, brought to room temperature and mixed prior to use. Frozen samples are not recommended for adulteration testing.

**IMPORTANT:** Test device and donor sample (urine specimen) should be brought to room temperature prior to testing. Do not open pouch until ready to perform the assay.

## Test Procedure: QuickTox<sup>®</sup> Drug Screen Dipcard

1. Remove the test device from the sealed pouch by tearing at the notch. Discard desiccant.
2. Remove the bottom cover and dip the sample pads of the QuickTox<sup>®</sup> test device straight into the urine sample for a minimum of 10 seconds. **Dip up to but not beyond the tips of the arrows.**
3. Remove the QuickTox<sup>®</sup> Drug Screen Dipcard from the sample and re-attach the bottom cover.
4. Place the device on a level surface.
5. **Drugs of Abuse Tests:** Negative results are ready to interpret once the control bands (C) form. Presumptive positive results can be interpreted once the control bands (C) form and the membrane background clears (in 5 minutes or less). Results are stable and may be interpreted up to 1 hour after the control bands (C) form.

## Test Procedure: QuickTox<sup>®</sup> Drug Screen Dipcard with Adulteration Tests

1. Remove the test device from the sealed pouch by tearing at the notch. Discard desiccant.
2. Remove the bottom cover and dip the sample pads of the QuickTox<sup>®</sup> test device straight into the urine sample for a minimum of 10 seconds. **Dip up to but not beyond the tips of the arrows.**
3. Remove the QuickTox<sup>®</sup> Drug Screen Dipcard from the sample and re-attach the cover.
4. Place the device on a level surface.  
**Adulteration Tests:** Read results in 1 minute. Do not read after 2 minutes as reaction colors may fade. Refer to the color chart provided for color matching and interpretation of results.
6. **Drugs of Abuse Tests:** Negative results are ready to interpret once the control bands (C) form. Presumptive positive results can be interpreted once the control bands (C) form and the membrane background clears (in 5 minutes or less). Results are stable and may be interpreted up to 1 hour after the control bands (C) form.

# Interpreting Test Results

## Negative Results

For each drug test, two (2) colored bands should be observed in the result window, one band at the control region (C) and a band at the specific test region (T). The color of the test band may be slightly darker or lighter than the control band. Any band that can be seen visually, no matter how faint, is a **negative** result. Read each test independently. Do not compare color intensity of one test to another.

In **Fig. a**, the results are negative because the control band and the test band are visible.

### Negative Results

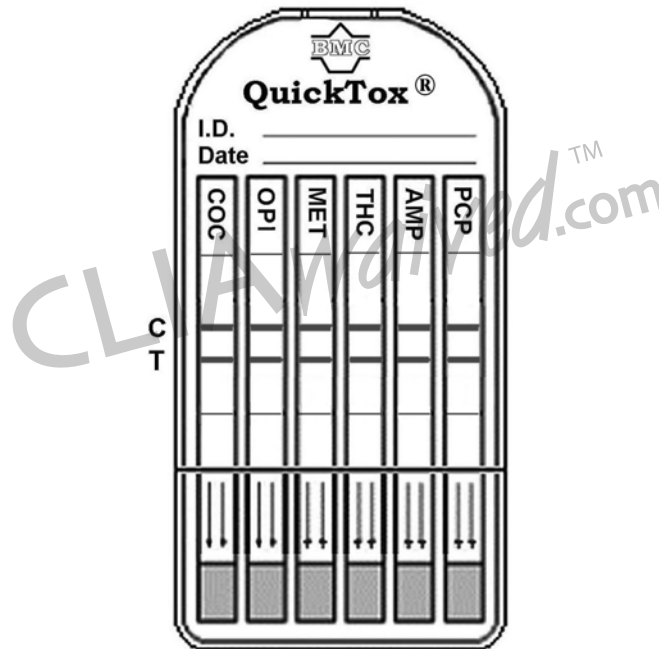


Fig. a

## Presumptive Positive Results

When the control band is visible in the control region (C) and no visible band in the test region (T), the result is presumptive positive for that particular drug.

In the figure below, the sample is presumptive positive for THC, COC, PCP, OPI, and AMP **because no bands are visible in the test region.** Refer to **Fig. b**.

### Presumptive positive Results

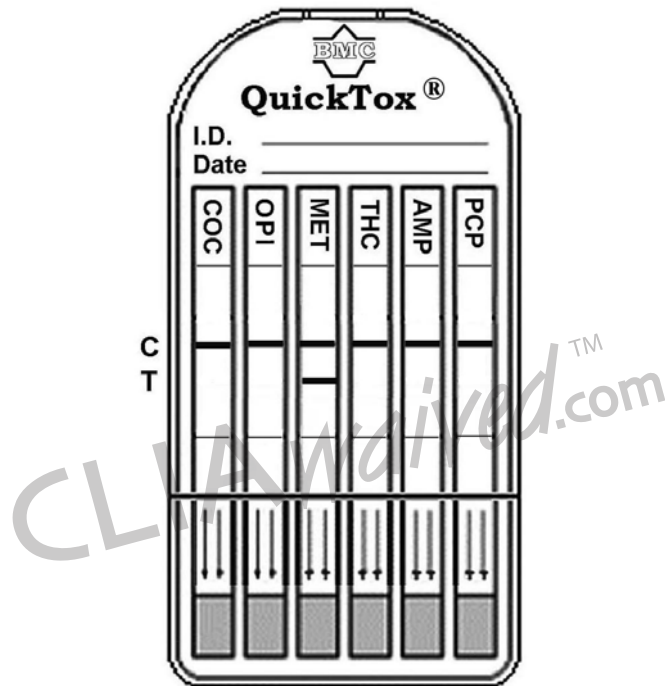


Fig. b

## Invalid Results

When **no** band appears in the control (C) region, **the test is invalid** regardless of the test results. There must be a control band in the control region. If the test is invalid, check testing procedures, and samples. **Repeat the test using a new device.**

In **Fig c.** below, all tests are invalid because there are no colored bands in the control region.

### Invalid Results

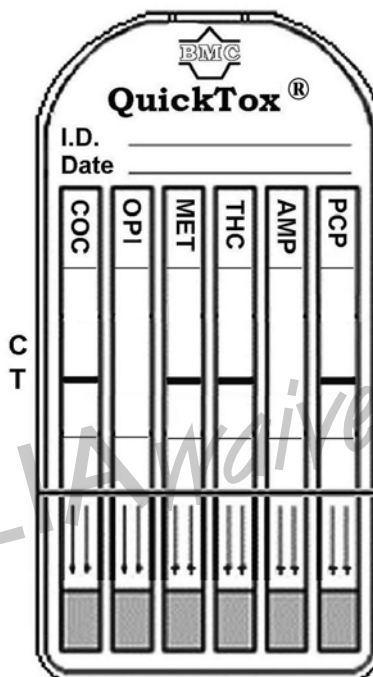


Fig. c

**Important: Read each test independently. Do not compare color intensity of one test to another. Samples with faint test bands at the test regions should be considered negative. The QuickTox® Drug Screen Dipcard provides qualitative results for the presence of drug(s) at specified cut-off concentrations. It is recommended that samples with a questionable test band and presumptive positive results be confirmed with a more specific quantitative method (Gas Chromatography/Mass Spectrometry).**

## Limitations of the Procedure

- The assay is designed for use with human urine only.
- Presumptive positive results only indicate possible presence of drug/metabolites but do not indicate or measure intoxication.
- There is a possibility of procedural errors as well as other substances in certain foods and medications that may interfere with the drug tests and cause a cross-reaction.
- If a drug/metabolite is found present in the urine specimen, the assay does not indicate frequency of drug use or distinguish between drug of abuse and certain foods and/or medication.
- If it is suspected that the sample may have been mislabeled, a new specimen should be collected.
- If it is suspected that the sample may have been tampered with, the test should be repeated, and a new specimen should be collected.
- Abnormal adulteration test results do not indicate the use of a specific adulterant.
- If abnormal results are obtained with any adulteration test, the specimen should be retested and sent to a laboratory for confirmatory analysis.

**THIS COMPLETES THE QUICKTOX<sup>®</sup> TRAINING PROGRAM. TO BECOME CERTIFIED AS A TEST ADMINISTRATOR FOR THE DEVICE, YOU MUST COMPLETE THE FOLLOWING QUIZ WITH A MINIMUM SCORE OF 80%.**

**IF YOU HAVE ANY QUESTIONS OR WOULD LIKE TO SPEAK TO CUSTOMER SUPPORT, CALL US AT 1-888-882-7739 OR E-MAIL [info@cliawaived.com](mailto:info@cliawaived.com) or FAX:(801) 720-7568**

## QuickTox<sup>®</sup> Certification Test

**Instructions:** This is a multiple-choice test. Read the questions completely before choosing the best answer. Click on the radio button that corresponds to the best answer. You must complete the test with a score of 80% or better to become certified.

\* Note that Name, Organization, Address and Email are required fields. Your test will not be evaluated unless these fields are populated and depending on your browser settings, your answers may be lost if you try to submit without filling out the required fields.

\*Name

\*Organization

Address:  
\*No. & Street


\*City  \*State  \*Zip

\*Email

\*Phone


Fax:

1. The QuickTox<sup>®</sup> provides for the detection of
  - a. 1 drug in oral fluid.
  - b. 4 drugs and adulterants in urine and oral fluid.
  - c. up to 10 drugs and adulterant tests in urine.
2. QuickTox<sup>®</sup> provides \_\_\_\_\_ drug test results.
  - a. preliminary
  - b. quantitative
  - c. qualitative
  - d. confirmed
  - e. both a and c are correct
3. The absence of a colored band in the control region (C) means the test result is
  - a. negative
  - b. presumptive positive
  - c. invalid
4. The presence of a colored band in the control region (C) and a colored band at a specific test means the test is
  - a. invalid
  - b. negative
  - c. presumptive positive
5. Interpret the following test:
  - a. Negative for COC, OPI, THC, and MET
  - b. Presumptive positive for OPI, AMP, and PCP
  - c. Invalid



6. Interpret the following test

- a. Invalid
- b. Presumptive positive for AMP and OPI
- c. Negative for THC, MET, PCP, and COC



CLIAwaived.com™

7. The QuickTox® device should be dipped into the urine sample for a minimum of

- a. 10 seconds
- b. 1 minute
- c. 30 seconds
- d. 3 minutes

8. The QuickTox® device can be read for up to

- a. 2 minutes
- b. 4 minutes
- c. 8 minutes
- d. 1 hour

9. The arrows indicate the level at which the strips must be dipped in the urine. Dip the QuickTox® device

- a. until the urine covers the arrows entirely.
- b. to the tip of the arrows.
- c. to the edge of the clear plastic case.

10. Which is false pertaining to adulteration tests?

- a. They ensure the integrity of the urine samples in DAU testing.
- b. Creatinine, Nitrate, Oxidant and pH are adulterant pads included in the QuickTox® Drug Screen Device.

- c. Adulteration pad results may be read in 1 minute.
- d. After 2 minutes, reaction colors may fade.
- e. None of the above.

Distributed by: **CLIAwaived.com™**  
San Diego, CA 92121  
tel 858-481-5031  
toll free 888-882-7739  
www.cliawaived.com

CLIAwaived.com™