

QuickTox® Drug Screen Dipcard Test

Distributed by

CLIAwaived™ Inc.



The QuickTox® Drug Screen Dipcard Test is a multiple drugs of abuse dip card that allows for easy mix and match of tests. It is capable of testing up to 12 drugs or 10 drugs and 4 adulterants simultaneously. The test will detect THC, COC, OPI, mAMP, Benzos. With its flat design and clear cap, the QuickTox® Drug Screen Dipcard Test can be photographed without fear of contamination of the tester's desk or bench.

BENEFITS:

- Simultaneous detection of multiple drugs
- Built-in adulterant testing available
- Rapid results in minutes
- Minimizes sample handling
- Procedural control
- 12-18 month shelf life
- FDA-Cleared / CLIA Waived


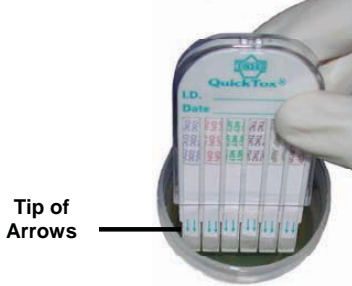

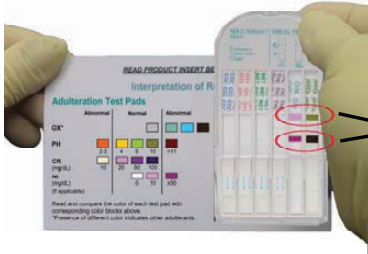

Ordering Information:	
Product Description	Catalog #
QuickTox® Multiple Drug DipCard Test - 5 Panel (25 tests) (THC, COC, OPI, MET, BZO)	BRN-QT-13
QuickTox® Multiple Drug DipCard Test - 5 Panel (25 tests) (THC, COC, OPI, MET, and AMP)	BRN-QT-19
QuickTox® Drug Screening Test - 7 Panel (25 tests) (THC, COC, OPI, MET PCP, BAR and BZO)	BRN-QT-33
QuickTox® Multiple Drug DipCard Test - 8 Panel (25 tests) (THC, COC, OPI, MET, AMP, BZO, BAR, OXY)	BRN-QT-44
QuickTox® Multiple Drug DipCard Test - 9 Panel (25 tests) (THC, COC, OPI, MET, AMP, PCP, BZO, BAR, MTD)	BRN-QT-52
QuickTox® Multiple Drug DipCard Test - 9 Panel (25 tests) (THC, COC, OPI, MET, AMP, BZO, BAR, MTD, OXY)	BRN-QT-52A
QuickTox® Multiple Drug DipCard Test - 11 Panel (25 tests) (THC, COC, OPI, MET, AMP, PCP, BZO, BAR, MTD, OXY, and MDMA)	BRN-QT-70
Reimbursement Information:	
CPT Code #	National Limit Amount
Effective 1/1/2011 the Healthcare Common Procedure Coding System (HCPCS) included the following new code: G0434QW – Drug screen, other than chromatographic; any number of drug classes, by CLIA waived test or moderate complexity test, per patient encounter.	\$20.83

DISCLAIMER – The CPT information contained in this document is provided as representative examples of reimbursement in this category. It is intended to assist providers in accurately obtaining reimbursement for health care services. It is not intended to increase or maximize reimbursement by any payor. Providers should consult their payor organizations with regard to local reimbursement policies. The information provided in this document is for information purposes only and represents no statement, promise or guarantee by CLIAwaived™ Inc. All CPT codes are supplied for information purposes only and represent no statement, promise or guarantee by CLIAwaived™ Inc. that these codes will be appropriate or that reimbursement will be made. CPT codes and descriptions are copyrights of the American Medical Associations. CPT does not include fee schedules, relative values or related ratings. The source for this information is the Center for Medicare and Medicaid Services. The content provided by the Center for Medicare and Medicaid Services is updated frequently. It is the responsibility of the service provider to confirm the appropriate coding required by their local Medicare carriers, fiscal intermediaries and commercial payors. All product information and prices are subject to change without notice at any time. Please call our office before ordering to verify current prices.




QuickTox® Drug Screen Dipcard Test Instructions

QuickTox® is a one-step dipcard test with or without adulteration tests for the rapid qualitative detection of drugs of abuse.

QuickTox® Procedures -- Refer to package insert for detailed instructions and technical information.

<p>1. Remove the QuickTox® test device from the sealed pouch by tearing at the notch.</p> <p>2. Remove the bottom cover. (This will expose the test strips)</p> 	<p>3. Dip the sample pads of the QuickTox® test device straight into the urine sample for a minimum of 10 seconds. Dip up to but not beyond the tips of the arrows.</p> 	<p>4. Remove the QuickTox® test device from the urine sample and re-attach the bottom cover.</p> <p>5. Place the device on a level surface.</p> 
<p>6. Adulteration Test: After one minute, compare the colors of the adulteration tests with the corresponding color blocks on the color chart included in the kit. Do not read after 2 minutes as the color may change.</p> 	<p>7. Drugs of Abuse Test: Read the results once the control band (C) appears and the membrane clears (in approximately 5 minutes or less). Results are stable and may be interpreted up to 1 hour after the control band forms. Interpret according to instructions below.</p> 	

Interpreting QuickTox® Test Results

<p>Negative Result</p> <p>For each test, two colored bands should be observed:</p> <ul style="list-style-type: none"> • One in the CONTROL(C) region • One in the specific TEST region <p>The color of the test band may be slightly darker or lighter than the control band. Any band that can be seen visually is a negative result.</p> <p>Example Interpretation:</p>  <p>COC: Negative OPI: Negative MET: Negative THC: Negative AMP: Negative PCP: Negative</p>	<p>Presumptive Positive Result</p> <p>A colored band at the CONTROL (C) region should be observed. When there is no colored band at the specific TEST region, the test is presumptive positive for that particular drug.</p> <p>Example Interpretation:</p>  <p>COC: Positive OPI: Negative MET: Negative THC: Positive AMP: Negative PCP: Negative</p>	<p>Invalid Result</p> <p>When no band appears in the CONTROL (C) region, the TEST is invalid even if there is a band in the test region. Check test procedures, and samples. Repeat the test with a new device.</p> <p>Example Interpretation:</p>  <p>COC: Positive OPI: INVALID MET: Positive THC: Negative AMP: INVALID PCP: Negative</p>
--	---	--