

# Fastect® II Drug Screen Dipstick Test

Distributed by

CLIAwaived™ Inc.



When quality and cost is your target. Fastect® II is your answer. The Fastect® II Drug Screen Dipstick Test is a FDA 510(k) Cleared multiple drug of abuse dipstick test that was designed for its simplicity of use and reasonable cost. It is capable to test up to four (4) drug combinations.




## BENEFITS:

- One-step qualitative dipstick assay
- User friendly, reliable and accurate
- Easy interpretation of results in 5 minutes or less
- Easy-to-use format in single and multi-panel kits
- Oxycotin and Ecstasy (MDMA) panels available
- FDA-510(k) Cleared / CLIA Waived





<b>Ordering Information:</b>	
Product Description	Catalog #
Fastect® II Marijuana Drug Screen Dipstick Test (THC)	BRN-MF-10
Fastect® II Cocaine Drug Screen Dipstick Test (COC)	BRN-MF-11
Fastect® II Opiates Drug Screen Dipstick Test (OPI)	BRN-MF-13
Fastect® II Amphetamines Drug Screen Dipstick Test (AMP)	BRN-MF-14
Fastect® II Methamphetamines Drug Screen Dipstick Test (MET)	BRN-MF-16
Fastect® II PCP Drug Screen Dipstick Test (PCP)	BRN-MF-17
Fastect® II Benzodiazepines Drug Screen Dipstick Test (BZO)	BRN-MF-18
Fastect® II Barbiturates Drug Screen Dipstick Test (BAR)	BRN-MF-19
Fastect® II Methadone Drug Screen Dipstick Test (MTD)	BRN-MF-20
Fastect® II Tricyclic Antidepressants Dipstick Test (TCA)	BRN-MF-21
Fastect® II Ecstasy Drug Screen Dipstick Test (MDMA)	BRN-MF-22
Fastect® II Oxycodone Drug Screen Dipstick Test (OXY)	BRN-MF-23
<b>Reimbursement Information:</b>	
CPT Code #	National Limit Amount
Effective 1/1/2011 the Healthcare Common Procedure Coding System (HCPCS) included the following new code: <b>G0434QW</b> – Drug screen, other than chromatographic; any number of drug classes, by CLIA waived test or moderate complexity test, per patient encounter.	\$20.83

DISCLAIMER – The CPT information contained in this document is provided as representative examples of reimbursement in this category. It is intended to assist providers in accurately obtaining reimbursement for health care services. It is not intended to increase or maximize reimbursement by any payor. Providers should consult their payor organizations with regard to local reimbursement policies. The information provided in this document is for information purposes only and represents no statement, promise or guarantee by CLIAwaived™ Inc. All CPT codes are supplied for information purposes only and represent no statement, promise or guarantee by CLIAwaived™ Inc. that these codes will be appropriate or that reimbursement will be made. CPT codes and descriptions are copyrights of the American Medical Associations. CPT does not include fee schedules, relative values or related ratings. The source for this information is the Center for Medicare and Medicaid Services. The content provided by the Center for Medicare and Medicaid Services is updated frequently. It is the responsibility of the service provider to confirm the appropriate coding required by their local Medicare carriers, fiscal intermediaries and commercial payors. All product information and prices are subject to change without notice at any time. Please call our office before ordering to verify current prices.

# Fastect<sup>®</sup> II Drug Screen Dipstick Test Instructions

		
<ol style="list-style-type: none"> <li>1. Open the pouch and remove the device from the pouch.</li> <li>2. Write the urine sample ID number on the device.</li> <li>3. Push the sleeve all the way up.</li> </ol>	<ol style="list-style-type: none"> <li>4. Dip the device into the urine sample for 10 seconds. Do not dip above the tip of the arrows.</li> </ol>	<ol style="list-style-type: none"> <li>5. Push the sleeve down to the Read Indicator Mark. Place the device on a flat surface.</li> </ol>

## Interpretation of Results

			
<ol style="list-style-type: none"> <li>6. Read test result after 5 minutes. Do not read results after 1 hour.</li> <li>7. The device may have two sides. Read test results on one side then turn the device over and read the test results on the other side.</li> </ol>	<p>Look at each test strip separately</p> <p><b>Negative (-)</b></p> <p>The result is negative when there are two red lines, one in the control region (C) and one in the test region (T).</p> <p>The picture above indicates that both the THC and COC tests are negative.</p> <p>Note: Any test line, even a very faint test line, is considered a negative result.</p>	<p>Look at each test strip separately</p> <p><b>Preliminary Positive (+)</b></p> <p>The result is preliminary positive when there is a red line in the control region (C) and no line in the test region (T).</p> <p>The picture above indicates that both the THC and COC tests are preliminary positive since there are no red lines at the test region (T).</p>	<p>Look at each test strip separately</p> <p><b>Invalid</b></p> <p>The result is invalid when no line appears at the control region (C). The test is invalid even if there is a line in the test region (T). Do not use this result. Repeat the test using a new device. Contact Branan Medical Corporation if you have any question.</p> <p>The picture above indicates that both the THC and COC tests are invalid.</p>

Rev. 12.30.10